

Alinma Nomu Market Equity Fund

Approved by Alinma Sharia Board

4th Quarter 2025

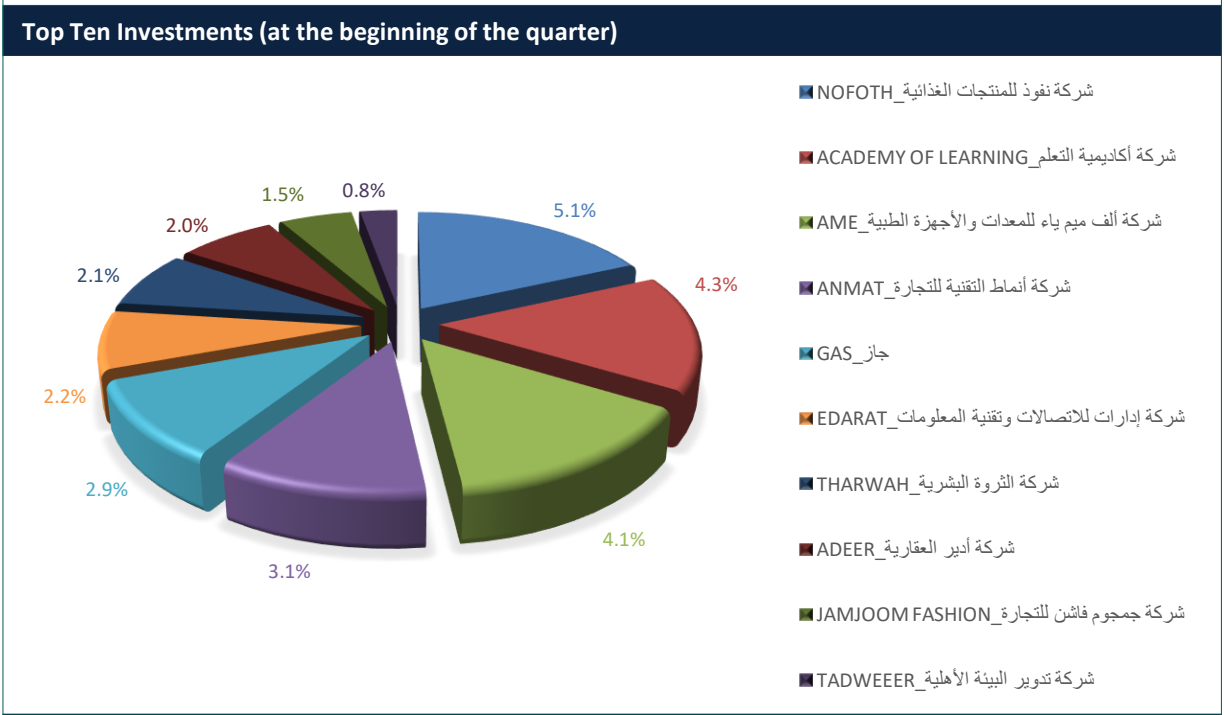
الإنماء المالية
alinma capital



C. R. No. 1010269764 | CMA License No. 09134 - 37

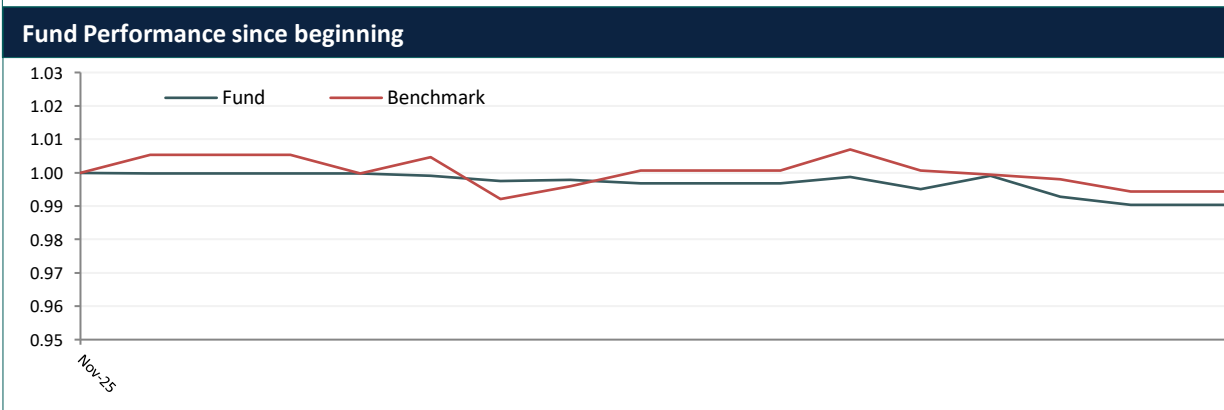
Objective of the Fund	
Alinma Nomu Market Equity Fund is a public open-ended fund. The objective of the Fund is to grow the invested capital over its term by investing primarily, and through active management, in the shares of companies listed on the Saudi Parallel Market (Nomu), as well as in initial public offerings (IPOs), rights issues, and remaining offerings on the Nomu market. It may also invest in shares of companies that have transitioned from the Parallel Market to the Main Market for a period of five years from the date of their transition, provided such investments are approved by the Fund Manager’s Shariah Committee. Additionally, in order to manage liquidity effectively, the Fund Manager may hold investments in cash, or invest in Murabaha transactions, as well as money market transactions and funds.	

Fund Information	
Fund Start Date	26 November 2025
Unit Price upon Offering	1.00
Size of the Fund	26,242,416.37
Type of Fund	Open-ended Fund
Currency of the Fund	Saudi Riyal
Level of Risk	High
Benchmark	Alinma Saudi Islamic Index by IdealRatings
Number of Distributions	Not Applicable
Investment Advisor & Fund sub-manager	Not Applicable
Number of days of the weighted average	Not Applicable
Full Ownership	100%
Usufruct Right	0.00
Debt Instruments:	Not Applicable



Fund's dividends distributed to the unitholders	
Total dividends distributed in the relevant quarter	N/A
Number of existing units for which distributions have been made	N/A
Value of the dividends distributed	N/A
Percentage of distribution from the fund's net asset value	N/A
Eligibility for cash dividends	N/A

Percentage of Fees for the management of the invested funds		
Fund Name	Management Fee %	Deducted From
N/A	N/A	N/A

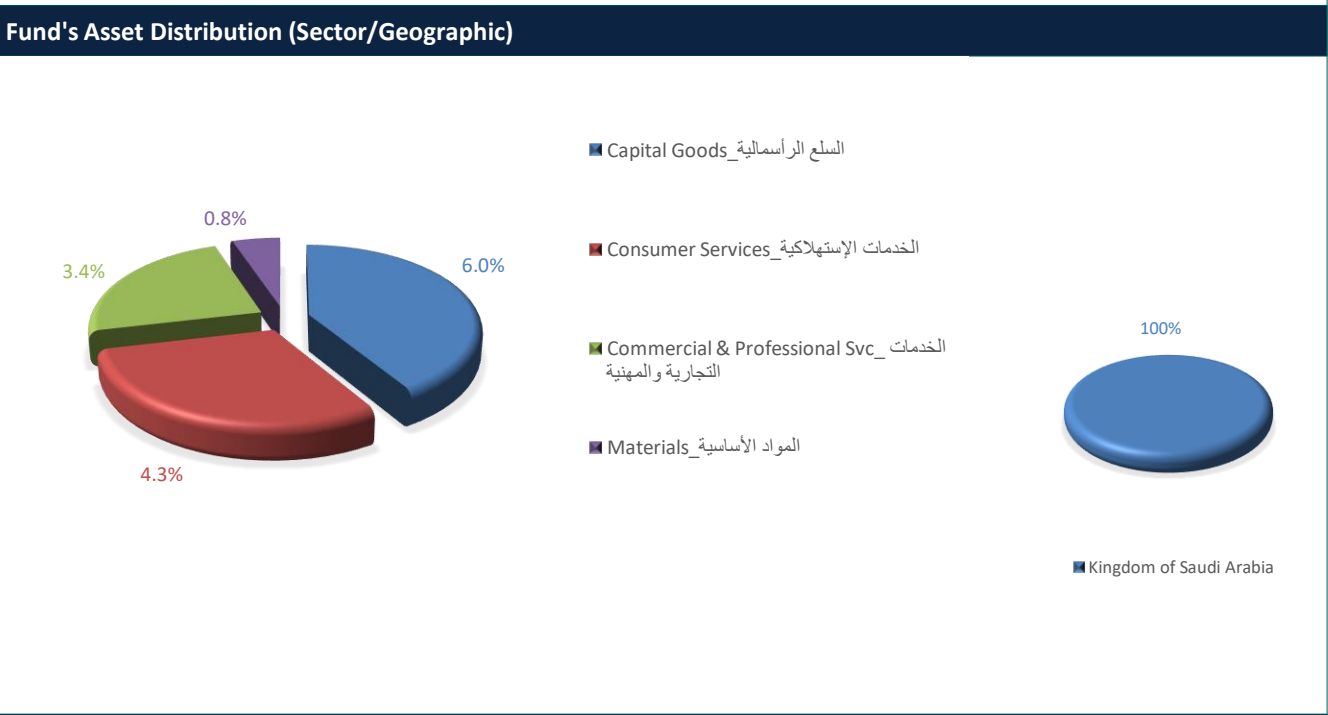


Description of formulas utilized for assessing performance and risk measures	
Standard Deviation:	Standard deviation is a statistical measure that shows how much the values in a data set spread out or deviate from the mean (average) of the data. The standard deviation equals the square root of the sum of the squared differences between each value and the mean, divided by the number of values minus one
Sharpe Indicator:	The Sharpe ratio measures how much excess return you earn for each unit of risk you take. In words, the formula is: Sharpe Ratio = (Average return of the investment – Risk-free rate) ÷ Standard deviation of the investment’s returns
Tracking Error:	Tracking Error measures how closely a portfolio follows the benchmark it is supposed to track. It shows the volatility of the difference between the portfolio’s returns and the benchmark’s returns. Essentially, it tells you how much the portfolio's performance deviates from the benchmark. The most common formula for tracking error is the standard deviation of the difference between the portfolio returns and the benchmark returns
Beta	Beta (β) is a measure of a mutual fund’s sensitivity to market movements. It shows how much the fund’s returns tend to move in response to changes in the overall market (typically represented by a benchmark index). Beta equals the covariance between the mutual fund’s returns and the market’s returns, divided by the variance of the market’s returns.
Alpha:	Alpha is a measure of a mutual fund's performance relative to a benchmark index, adjusted for the risk taken. It indicates the value a fund manager adds or subtracts from a fund’s return compared to the expected return based on the fund’s risk. Alpha = Actual return of the fund - (Risk-free rate + Beta of the fund × (Market return - Risk-free rate))

Fund Informaiton as at the end of Fourth Quarter 2025 (December 2025)			
* Total Expense Ratio (TER)	SAR	91,068.00	0.35%
* Borrowing Percentage	SAR	0.00	0.00%
* Dealing Expenses	SAR	4,090.00	0.02%
* Investment of the Fund Manager	SAR	0.00	0.00%
* Distributed Profits	SAR	0.00	0.00%

Performance & Risk					
Performance	3M	YTD	1Y	3Y	5Y
Fund Performance	N/A	N/A	N/A	N/A	N/A
Benchmark Performance	N/A	N/A	N/A	N/A	N/A
Performance Difference	N/A	N/A	N/A	N/A	N/A
Risk	3M	YTD	1Y	3Y	5Y
Standard Deviation	N/A	N/A	N/A	N/A	N/A
Sharpe	N/A	N/A	N/A	N/A	N/A
Tracking Error	N/A	N/A	N/A	N/A	N/A
Beta	N/A	N/A	N/A	N/A	N/A
Alpha	N/A	N/A	N/A	N/A	N/A
Information Index	N/A	N/A	N/A	N/A	N/A

Price Information as at the end of Fourth Quarter 2025 (December 2025)	
Unit Price - at the end of Quarter	0.99
Change in Unit Price	N/A
Total Units of the Fund	26,326,325.20
Total Net Assets	26,130,010.56
P/E Ratio	Not Applicable



Credit rating of the debt instruments for the top 10 investments				
Instrument Name	Credit Rating Statement	Issuer's Credit Rating Statement	Agency Credit Rating Statement	Credit Rating Date
N/A	N/A	N/A	N/A	N/A

Head Office

P. O. Box 55560
Riyadh 11544, KSA

Tel +966 (11) 218 5999
Fax +966 (11) 218 5970
email info@alinmacapital.com
Website www.alinmacapital.com

Disclaimer

This material is produced by Alinma Capital, a firm authorized and regulated by the Capital Market Authority of Kingdom of Saudi Arabia. Past performance is not a guide to future returns. All the information contained in this document is believed to be reliable but may be inaccurate or incomplete. A full explanation of the characteristics of the investment is given in the prospectus. Any opinions stated are honestly held but are not guaranteed. They may be subject to change and should not be interpreted as investment adviceThe information provided should not be considered as a recommendation or solicitation to purchase, sell or hold these securities. It should also not be assumed that any investment in these securities was or will be, profitable. Alinma Capital accepts no liability for any loss arising from the use of this document or its contents or otherwise arising in connection therewith. Alinma Capital shall have no responsibility or liability whatsoever in respect of any inaccuracy in or omission from this or any other document prepared by Alinma Capital for, or sent by Alinma Capital to any person and any such person shall be responsible for conducting his own investigation and analysis of the information contained or referred to in this document and of evaluating the merits and risks involved in the securities forming the subject matter of this or other such document.

Classification: Internal