

Alinma Diversified Saudi Riyal Fund

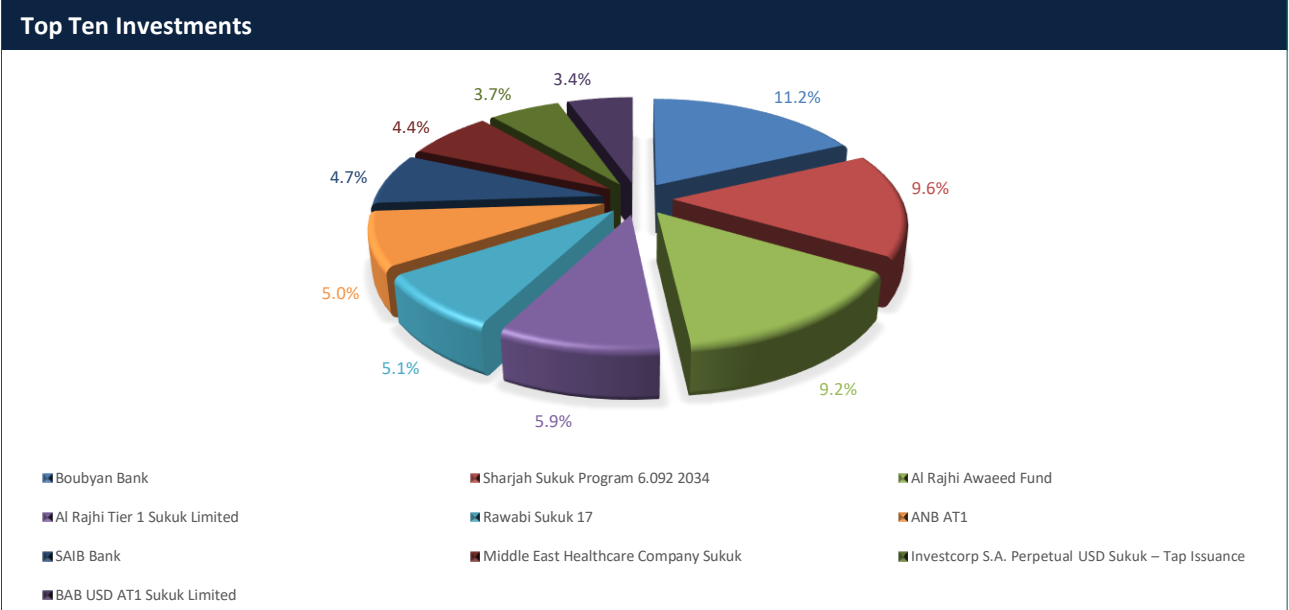
Approved by Alinma Sharia Board



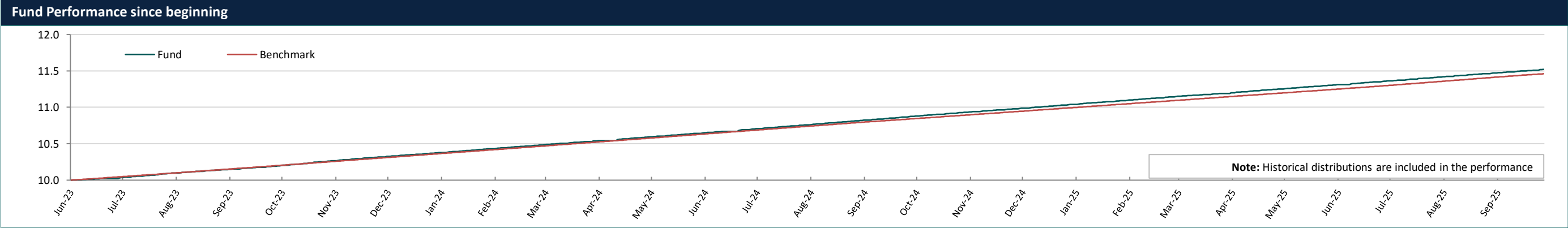
C. R. No. 1010269764 | CMA License No. 09134 - 37

3rd Quarter 2025

Objective of the Fund	
An open-ended public investment fund that invests in debt instruments, money markets and other asset classes compliant with the Shariah Committee's standards with the aim of balancing the pursuit of capital preservation and achieving rewarding returns.	
Fund Information	
Fund Start Date	08 June 2023
Unit Price upon Offering	10.00
Size of the Fund	227,055,362.32
Type of Fund	Open-ended Debt Fund
Currency of the Fund	Saudi Riyal
Level of Risk	Medium
Benchmark	SAIBOR 6 Month
Number of Distributions	1
Percentage of Fees for the management of the invested funds	0.50% of total NAV
Investment Advisor & Fund sub-manager	Not Applicable
Number of days of the weighted average	Not Applicable
Full Ownership	100%
Usufruct Right	0%



Fund's dividends distributed to the unitholders	
Total dividends distributed in the relevant quarter	2,947,936.47
Number of existing units for which distributions have been made	18424602.95
Value of the dividends distributed	0.16
Percentage of distribution from the fund's net asset value	1.554%
Eligibility for cash dividends	15 days after end of the Quarter

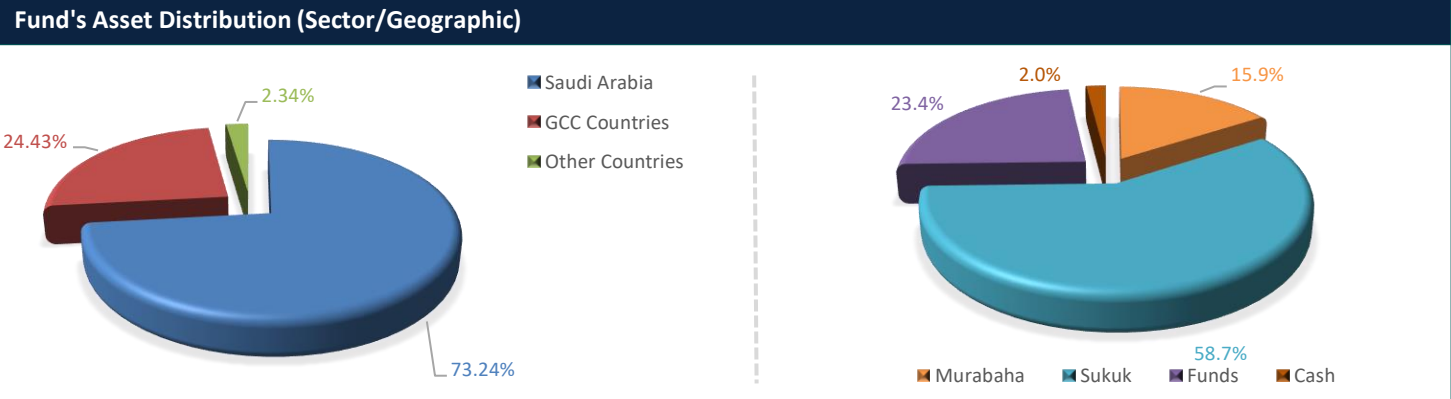


Description of formulas utilized for assessing performance and risk measures	
Standard Deviation:	Standard deviation is a statistical measure that shows how much the values in a data set spread out or deviate from the mean (average) of the data. The standard deviation equals the square root of the sum of the squared differences between each value and the mean, divided by the number of values minus one
Sharpe Indicator:	The Sharpe ratio measures how much excess return you earn for each unit of risk you take. In words, the formula is: Sharpe Ratio = (Average return of the investment – Risk-free rate) ÷ Standard deviation of the investment's returns
Tracking Error:	Tracking Error measures how closely a portfolio follows the benchmark it is supposed to track. It shows the volatility of the difference between the portfolio's returns and the benchmark's returns. Essentially, it tells you how much the portfolio's performance deviates from the benchmark. The most common formula for tracking error is the standard deviation of the difference between the portfolio returns and the benchmark returns
Beta	Beta (β) is a measure of a mutual fund's sensitivity to market movements. It shows how much the fund's returns tend to move in response to changes in the overall market (typically represented by a benchmark index). Beta equals the covariance between the mutual fund's returns and the market's returns, divided by the variance of the market's returns.
Alpha:	Alpha is a measure of a mutual fund's performance relative to a benchmark index, adjusted for the risk taken. It indicates the value a fund manager adds or subtracts from a fund's return compared to the expected return based on the fund's risk. Alpha = Actual return of the fund - (Risk-free rate + Beta of the fund × (Market return - Risk-free rate))

Fund Informaiton as at the end of Third Quarter 2025 (September 2025)			
* Total Expense Ratio (TER)	SAR	340,425.12	0.17%
* Borrowing Percentage	SAR	0.00	0.00%
* Dealing Expenses	SAR	0.00	0.00%
* Investment of the Fund Manager	SAR	8,235,628.55	4.00%
* Distributed Profits	SAR	2,947,936.47	1.55%

Performance & Risk					
Performance	3M	YTD	1Y	3Y	5Y
Fund Performance	1.59%	4.70%	6.28%	N/A	N/A
Benchmark Performance	1.46%	4.26%	5.72%	N/A	N/A
Performance Difference	0.12%	0.44%	0.56%	N/A	N/A
Risk	3M	YTD	1Y	3Y	5Y
Standard Deviation	0.22%	0.24%	0.23%	N/A	N/A
Sharpe	0.26	0.75	1.02	N/A	N/A
Tracking Error	0.22%	0.24%	0.24%	N/A	N/A
Beta	-2.10	-1.37	-1.69	N/A	N/A
Alpha	-0.03%	0.12%	0.23%	N/A	N/A
Information Index	-0.34	0.44	0.65	N/A	N/A

Price Information as at the end of Third Quarter 2025 (September 2025)	
Unit Price - at the end of Quarter	10.2685
Change in Unit Price	1.59%
Dual Unit Price	10.2480
Total Units of the Fund	22,092,584.00
Total Net Assets	226,857,514.93
P/E Ratio	Not Applicable



Credit rating of the debt instruments for the top 10 investments				
Instrument Name	Credit Rating Statement	Issuer's Credit Rating Statement	Agency Credit Rating Statement	Credit Rating Date Statement
Boubyan Bank	A2	A2	Moody's	12-Apr-2022
Sharjah Sukuk Program 6.092 2034	Ba1	Ba1	Moody's	25-Jul-2024
Al Rajhi Tier 1 Sukuk Limited	Baa3	Baa3	Moody's	14-May-2024
Rawabi Sukuk 17	BBB+	BBB+	Tasneif	05-Oct-2025
ANB AT1	A-	A-	Fitch	17-Apr-2023
Middle East Healthcare Company Sukuk	Non-Rated	Non-Rated	Non-Rated	Non-Rated
Investcorp S.A. Perpetual USD Sukuk – Tap Issuance	Non-Rated	Non-Rated	Non-Rated	Non-Rated
BAB USD AT1 Sukuk Limited	A-	A-	Fitch	19-Mar-2024

Disclaimer

This material is produced by Alinma Capital, a firm authorized and regulated by the Capital Market Authority of Kingdom of Saudi Arabia. Past performance is not a guide to future returns. All the information contained in this document is believed to be reliable but may be inaccurate or incomplete. A full explanation of the characteristics of the investment is given in the prospectus. Any opinions stated are honestly held but are not guaranteed. They may be subject to change and should not be interpreted as investment advice. The information provided should not be considered as a recommendation or solicitation to purchase, sell or hold these securities. It should also not be assumed that any investment in these securities was or will be, profitable. Alinma Capital accepts no liability for any loss arising from the use of this document or its contents or otherwise arising in connection therewith. Alinma Capital shall have no responsibility or liability whatsoever in respect of any inaccuracy in or omission from this or any other document prepared by Alinma Capital for, or sent by Alinma Capital to any person and any such person shall be responsible for conducting his own investigation and analysis of the information contained or referred to in this document and of evaluating the merits and risks involved in the securities forming the subject matter of this or other such document.

Head Office

P. O. Box 55560
Riyadh 11544
KSA
Tel +966 (11) 218 5999
Fax +966 (11) 218 5970
email info@alinmacapital.com
Website www.alinmacapital.com