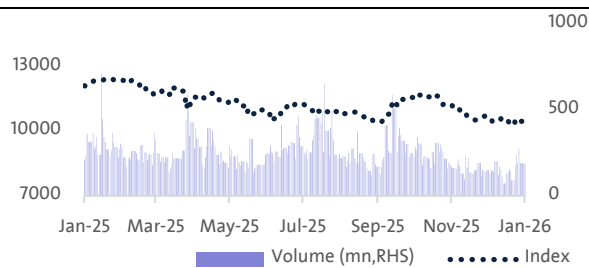


# Daily Market Report

## Key Indices-Return and Valuation

	03-May*	DoD	MTD	YTD	P/E	P/BV
TASI	11193	0.0%	0.0%	6%	14.8	1.6
NOMU	22938	0.2%	0.2%	-2%	0.0	1.6
S&P500	7230	0.3%	0.0%	6%	21.7	5.6
Dow Jones	49499	-0.3%	0.0%	3%	13.1	5.7
FTSE 100	10364	-0.1%	0.0%	4%	13.1	2.3
EuroStoxx50	5882	0.0%	0.0%	2%	15.6	2.5
Nikkei225	59513	0.4%	0.0%	18%	23.5	2.8
MSCI EM	1601	0.1%	0.0%	14%	3.1	2.4
SHCOMP	4112	0.0%	0.0%	4%	14.4	1.6

## TASI- Index and Volume Trends



## Advance to Decline Ratio

	Advance	Decline	Unchanged	A/D
03-May	181	73	16	2.5:1

## Money Market Yields

%	SAIBOR			Term SOFR		
	03-May	Δ bps	YTD Av	01-May	Δ bps	YTD Av
1M	4.67	1.6	5.6	3.65	-0.1	4.3
3M	4.69	-3.6	5.4	3.66	0.1	4.3
6M	5.26	7.0	5.5	3.68	0.9	4.2
12M	4.83	-3.0	5.2	3.74	3.4	4.0

## Commodities

	Unit	01-May	Δ	52-week		YTD Av
		USD	%	Hi	low	%Δ
Arab Light	USDbbbl	105	0.0	135	60	-4.2
Brent	USDbbbl	108	-5.1	118	59	-5.3
Gold	USDOz	4568	-1.2	5502	3171	-15.4
Silver	USDOz	75	2.2	117	32	-29.3
Aluminum	USDton	3586	1.6	3692	2354	-8.6
Copper	USDton	12967	-0.9	13952	9359	-10.6

Av=Average, YTD=Year to Date, MTD=Month to Date, DoD=Day Over Day (\*last session relative to session before) \*\*Per 25ton, Source: Bloomberg, TASI

## Saudi Arabia

### Saudi Arabia issues 1660 industrial licenses, 1201 factories begin ops in 2025

The Ministry of Industry and Mineral Resources issued 1,660 new industrial licenses in 2025 at a total investment value of SAR 76.1 billion. Meanwhile, a total of 1,201 new factories began operation during the year, with investments exceeding SAR 31 billion.

**(Argaam)**

### Shalfa wins SAR 61.2M Tourism Ministry project

Shalfa Facilities Management Co. won a project with the Ministry of Tourism worth SAR 61.24 million, inclusive of VAT, according to a statement to Tadawul. The contract covers the operation, maintenance, and cleaning of the ministry's complex buildings and main warehouse in Riyadh. The project was awarded on May 3, the company said, adding that there are no related parties involved.

**(Argaam)**

### SAIB issues SAR-denominated Tier 1 sukuk worth SAR 1.85B

The Saudi Investment Bank (SAIB) announced today, May 3, completing the offer and settlement of SAR-denominated Additional Tier 1 (AT1) sukuk, worth SAR 1.85 billion, according to a statement to Tadawul.

**(Argaam)**

### First Avenue signs mixed-use development contract in Riyadh

First Avenue for Real Estate Development Co. signed a development contract for a mixed-use project (commercial/residential/office) with the North Star Real Estate Fund on a land plot of 10,442 sqm in Al Arid district, Riyadh. The North Star Fund is managed by Dinar Investment. In a Tadawul statement, the company said development fees will be 13% of the actual project costs, which are expected to reach SAR 83 million, excluding VAT. The final cost will be determined after completing the approved design studies and plans.

**(Argaam)**

### SAMA's reserve assets surge to \$496bln in March, marking highest level in 6 years

The Saudi Central Bank (SAMA) recorded remarkable increase in its reserve assets during March this year, reaching SR1.86 trillion (\$496 billion). This figure marks the reserve assets' highest level since February 2020, according to the bank data. On an annual basis, reserve assets shot up 9.4 percent compared to SR1.7 trillion (\$453 billion) in March 2025, while registering monthly growth of 4.5 percent compared to SR1.78 trillion (\$474.6 billion) in February 2026.

**(Argaam)**

## Global

### Fed should ditch rate-cut lean because of oil shock, policymakers say

Federal Reserve officials who dissented against this week's policy statement said on Friday the developing oil price shock from the war in Iran means the U.S. central bank should be clear it can no longer lean towards interest rate cuts, with a rise in borrowing costs possible in the future.

**(Reuters)**

### US manufacturing sector holds steady in April; input costs hit 4-year high

U.S. manufacturing activity held steady in April, but supplier delivery performance worsened as the war in the Middle East disrupted shipping in the Strait of Hormuz, boosting prices for raw materials and other inputs to a four-year high.

**(Reuters)**

## Commodities

### Oil slips after Trump says US will assist ships stranded in Strait of Hormuz

Oil prices eased on Monday after President Donald Trump said the United States would begin an effort to assist ships stranded in the Strait of Hormuz, but the lack of a U.S.-Iran peace deal kept the market supported above \$100. Brent crude futures fell 6 cents, or 0.1%, to \$108.11 a barrel by 0400 GMT after settling down \$2.23 on Friday. U.S. West Texas Intermediate was at \$101.50 a barrel, down 44 cents, or 0.4%, following a \$3.13 loss on Friday.

**(Reuters)**

## Daily Market Report

## TASI &amp; NOMU- Key Statistics

		30-Apr		03-May		Δ%	
TASI	SAR			DoD	MTD*	YTD*	
Market Cap	bn	2319	2320	0.0%	0.0%	4.0%	
Value	mn	7047	7047	0.0%	0.0%	33.8%	
Volume	mn	465	250	-46.2%	0.0%	-3.0%	
<b>NOMU</b>							
Market Cap	mn	7382	7400	0.2%	0.0%	-2.5%	
Value	mn	19.8	0.0	100.0%	0.0%	-100.0%	
Volume	mn	2.1	6.4	213.3%	0.0%	175.0%	

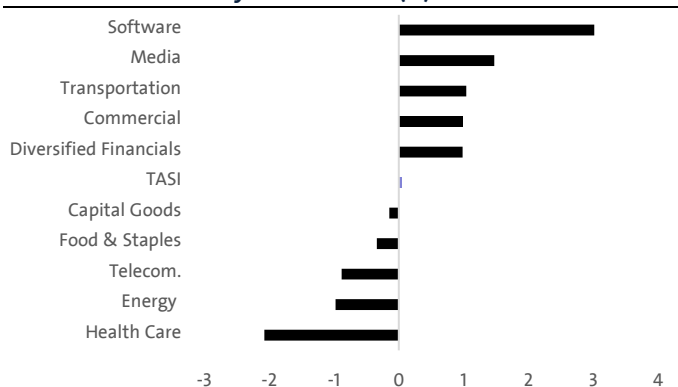
\*Average for the period, Source: Argaam

TASI-Top Gainers	Last Price	Change	
	SAR/sh	SAR	%
RED SEA	27	2.45	10%
ENAYA	10.39	0.94	10%
SIIG	15.1	1.15	8%

TASI-Top Losers	Last Price	Change	
	SAR/sh	SAR	%
PETRO RABIGH	14.11	-0.72	-5%
NASEEJ	24.7	-1.16	-4%
SULAIMAN ALHABIB	232	-10.4	-4%

Source: Tadawul

## TASI- Sector-Wise Daily Performance (%)



Source: Bloomberg

## TASI Market Calendar

Date	Stock/Data release	Event
04-May	MIRAL	Eligibility of Cash Dividend
04-May	CARE	Eligibility of Cash Dividend
04-May	MOUWASAT	General Assembly
05-May	SAUDI ENERGY	Eligibility of Cash Dividend
05-May	ALBILAD	Eligibility of Cash Dividend

Source: Argaam, GSTAT

NOMU-Top Gainers	Last Price	Change	
	SAR/sh	SAR	%
DRC	36.66	5.46	18%
LEAF	25.32	3.68	17%
ALHASOOB	41	3.18	8%

NOMU-Top Losers	Last Price	Change	
	SAR/sh	SAR	%
LEEN ALKHAIR	14	-4.4	-24%
TIME	30	-3	-9%
NBM	48.04	-3.16	-6%

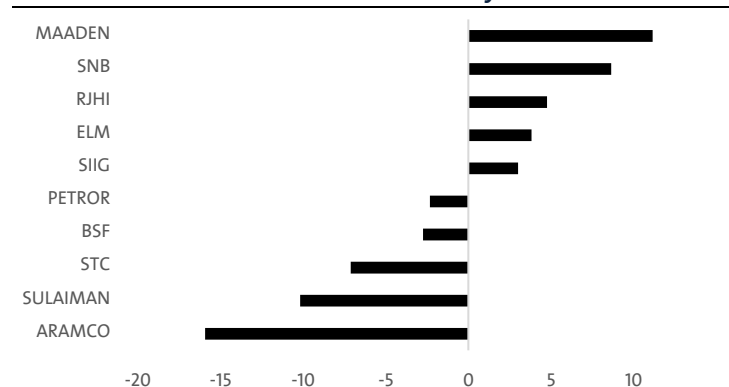
Source: Tadawul

TASI -Most Traded by Volume	Last Price	Change		Volumes
	SAR/sh	SAR	%	mn
AMERICANA	2.03	-0.01	0%	20.0
SAUDI KAYAN	5.98	-0.01	0%	19.9
BATIC	2.34	0.06	3%	15.0

TASI -Most Traded by Value	Last Price	Change		Value
	SAR/sh	SAR	%	SARmn
ALRAJHI	68.75	0.2	0%	220
SAUDI ARAMCO	27.5	-0.26	-1%	173
SULAIMAN ALHABIB	232	-10.4	-4%	126

Source: Tadawul

## TASI: Point Contribution to TASI movement by Stocks



Source: Bloomberg

## Global Market Calendar

Date	Country	Event	Period	Forecast	Previous
05-May	U.S.	JOLTS Job Openings	Apr	6.890M	7.240M
06-May	U.S.	ADP Employment Change	Apr	+155K	+180K
07-May	U.S.	Initial Jobless Claims	Apr	208k	210k
07-May	U.S.	Nonfarm Payrolls (NFP)	Apr	228k	200k
08-May	U.K.	BoE Interest Rate	Apr	3.75%	3.75%

Source: Bloomberg, Investing.Com

## Daily Market Report

**Contact Us:****Alinma Capital Company****Research Department (Sell-Side)**Head Office: Floor 20, King Fahd Rd, Al Anoud Tower 2, Riyadh  
55560

Saudi Arabia

Phone: 011-2185555 =86309

E-mail: [research@alinmacapital.com](mailto:research@alinmacapital.com)**Disclaimer**

The published reports are for general information purposes to present a view on the company/economic sector/economic subject under research, and should not be considered a recommendation to buy/sell/hold for any security or any other assets. This report does not take into consideration the specific financial position of every investor and/or his/her risk appetite in relation to investing in the security or any other assets, and hence, may not be suitable for all clients depending on their financial position and their ability and willingness to undertake risks. It is advised that every potential investor seek professional advice from several sources concerning investment decision and should study the impact of such decisions on his/her financial/legal/tax position and other concerns before getting into such investments or liquidate them partially or fully. The market of securities, macroeconomic or microeconomic variables are of a volatile nature and could witness sudden changes, therefore, the investor in securities or other assets might face some unexpected risks and fluctuations. All the information, views and expectations and fair values or target prices contained in this report have been compiled or arrived at by Alinma Capital company from sources believed to be reliable, but Alinma Capital company has not independently verified the contents obtained from these sources and such information may be condensed or incomplete. Accordingly, no representation or warranty, express or implied, is made as to, and no reliance should be placed on the fairness, accuracy, completeness or correctness of the information and opinions contained in this report. Alinma Capital company shall not be liable for any loss as that may arise from the use of this report or its contents or otherwise arising in connection therewith. The past performance of any investment is not an indicator of future performance. Any financial projections, fair value estimates or price targets and statements regarding future prospects contained in this document may not be realized. The value of the security or any other assets or the return from them might increase or decrease. Any change in currency rates may have a positive or negative impact on the value/return on the securities mentioned in the report. The investor might get an amount less than the amount invested in some cases. Some securities maybe, by nature, of low volume/trades or may become like that unexpectedly in special circumstances and this might increase the risk on the investor. Some fees might be levied on some investments in securities. This report has been written by professional employees in Alinma Capital company, and they might be holding positions directly in any securities and mutual funds contained in this report during the time of publication of this report, This report has been produced independently and separately by the Research Division at Alinma Capital company and no party (in-house or outside) who might have interest whether direct or indirect have seen the contents of this report before its publishing, except for those whom corporate positions allow them to do so, and/or third-party persons/institutions who signed a non-disclosure agreement with Alinma Capital company. Funds managed by Alinma Capital company and its subsidiaries for third parties may own the securities that are the subject of this document. Funds managed by Alinma Capital company and its subsidiaries for third parties may own the securities that are the subject of this document or its subsidiaries may own securities in one or more of the aforementioned companies, and/or indirectly through funds managed by third parties. The Investment

## Daily Market Report

Banking division of Funds managed by Alinma Capital company and its subsidiaries for third parties may own the securities that are the subject of this document maybe in the process of soliciting or executing fee earning mandates for companies that is either the subject of this document or is mentioned in this document. One or more of Funds managed by Alinma Capital company and its subsidiaries for third parties may own the securities that are the subject of this document board members or executive managers could be also a board member or member of the executive management at the company or companies mentioned in this report, or their associated companies. No part of this report may be reproduced whether inside or outside the Kingdom of Saudi Arabia without the written permission by Alinma Capital company and its subsidiaries for third parties may own the securities that are the subject of this document.

Alinma Capital, a Saudi closed joint stock company under CR No. 1010269764 and the Capital Market Authority License No.37-09134.