

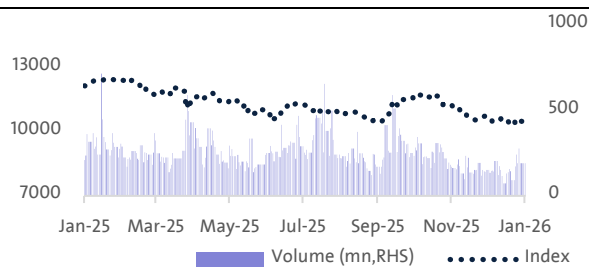


Daily Market Report

Key Indices-Return and Valuation

	23-Mar*	DoD	MTD	YTD	P/E	P/BV
TASI	10946	0.5%	2.2%	4%	15.1	1.6
NOMU	22735	1.6%	-0.3%	-3%	0.0	1.6
S&P500	6581	1.1%	-4.3%	-4%	20.4	5.1
Dow Jones	46208	1.4%	-5.7%	-4%	13.1	5.2
FTSE 100	9894	-0.2%	-9.3%	0%	13.1	2.2
EuroStoxx50	5574	1.3%	-9.2%	-4%	15.1	2.3
Nikkei225	51515	-3.5%	-12%	2%	20.7	2.6
MSCI EM	1420	-3.0%	-11%	1%	12.2	2.2
SHCOMP	3813	-3.63%	-8.4%	-4%	14.9	1.6

TASI- Index and Volume Trends



Advance to Decline Ratio

	Advance	Decline	Unchanged	A/D
16-Mar	203	58	7	3.5:1

Money Market Yields

%	SAIBOR			Term SOFR		
	16-Mar	Δ bps	YTD Av	21-Mar	Δ bps	YTD Av
1M	4.70	-11.0	5.6	3.68	0.3	4.3
3M	4.83	8.4	5.4	3.71	1.9	4.3
6M	5.19	-3.0	5.5	3.73	5.0	4.2
12M	4.75	-2.1	5.2	3.76	11.5	4.0

Commodities

	Unit	23-Mar	Δ	52-week		YTD Av
		USD	%	Hi	low	%Δ
Arab Light	USDbbl	126	-1.3	135	60	0.6
Brent	USDbbl	100	-10.9	112	59	0.3
Gold	USDOz	4264	-8.3	5502	3003	-11.9
Silver	USDOz	69	1.8	117	30	-22.9
Aluminum	USDton	3230	-0.7	3550	2275	-4.4
Copper	USDton	11990	-1.2	13952	8590	-7.5

Av=Average, YTD=Year to Date, MTD=Month to Date, DoD=Day Over Day (*last session relative to session before) **Per 25ton, Source: Bloomberg, TASI

Saudi Arabia

ADES announces temporary suspension of some rigs

ADES Holding Co. issued an operational update in light of the current regional situation. The company said in a statement on Tadawul that some of the group's offshore drilling rigs in the GCC region were recently subject to temporary suspensions due to ongoing regional tensions. Based on currently available information, the group believes these suspensions are short-term and temporary in nature. **(Argaam)**

solutions signs SAR 1.4B contract with Aramco for production supercomputing project

Arabian Internet and Communications Services Co. (solutions) signed a contract with Saudi Aramco for a supercomputing project dedicated to exploration and production, valued at SAR 1.4 billion (including VAT), according to a statement to Tadawul. The one-year contract involves establishing advanced high-performance computing infrastructure to support Saudi Aramco's digital capabilities in oil and gas exploration and reservoir analysis. **(Argaam)**

GASCO signs deal to acquire 50% stake in JACKO Gases for SAR 125M

National Gas and Industrialization Holding Co. (GASCO) signed on March 16 an equity interest purchase agreement with the owner of JACKO Gases to acquire a 50% stake in the limited liability company, following a 100% capital increase. The agreement value JACKO at SAR 125 million on a pre-acquisition basis, after completing all valuation procedures and due diligence studies through the company's financial and legal advisors, GASCO said in a statement to Tadawul. **(Argaam)**

NCLE relies on internal cash flows, bank facilities for expansion: CEO

National Company for Learning & Education's (NCLE) net profit rose by 18% year-on-year (YoY) in Q2 2025/26, driven by a 15% increase in revenues, CEO Mohammad Alkhubair told Argaam in an interview. The profit growth came despite higher financing expenses related to land acquisitions in Riyadh and Jeddah, as well as the lease agreement for the Dhahrat Laban project. **(Argaam)**

Global

US construction spending unexpectedly falls in January

U.S. construction spending unexpectedly fell in January amid broad weakness in private projects, government data showed. The Commerce Department's Census Bureau said on Monday that construction spending dropped 0.3% after an upwardly revised 0.8% jump in December, which was the largest increase since April 2024. **(Reuters)**

Commodities

Gold plunges 5% to lowest level this year on rate-hike bets

Gold fell more than 5% on Monday, reaching its weakest level of 2026 after logging its worst week in about 43 years, as an escalating Middle East conflict stoked inflation concerns and raised expectations of higher global interest rates. Spot gold fell 5.8% to \$4,226.16 per ounce as of 0633 GMT, its lowest since December 11, and extended losses into a ninth straight session. **(Argaam)**

Oil rises as markets assess supply risk after Iran denies US talks

Oil prices rose on Tuesday on supply fear, as Iran denied it had talks with the United States to end the war in the Gulf, contradicting U.S. President Donald Trump who said a deal could be reached soon. Brent futures rose \$2.89, or 2.9%, to \$102.83 a barrel at 0710 GMT, while U.S. West Texas Intermediate (WTI) climbed \$2.49, or 2.8%, to \$90.62. **(Reuters)**

Daily Market Report

TASI & NOMU- Key Statistics

		15-Mar	16-Mar	Δ%		
TASI	SAR			DoD	MTD*	YTD*
Market Cap	bn	2305	2317	0.5%	-2.5%	-5.1%
Value	mn	2942	6232	111.8%	-1.0%	32.0%
Volume	mn	151	246	62.7%	-4.6%	4.0%
NOMU						
Market Cap	mn	7239	7334	1.3%	0.6%	-3.3%
Value	mn	28.4	23.9	-15.7%	63.7%	25.1%
Volume	mn	1.9	1.4	-25.4%	-29.8%	-40.1%

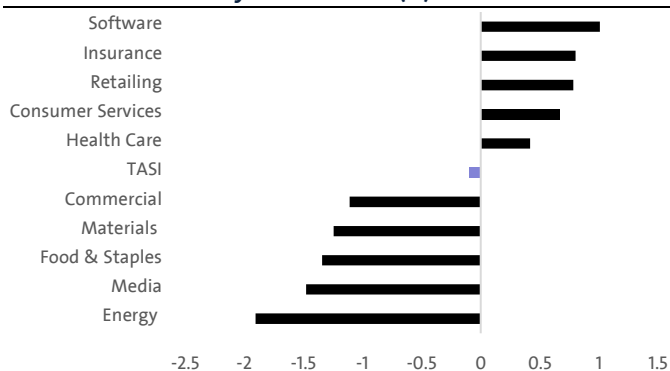
*Average for the period, Source: Argaam

TASI-Top Gainers	Last Price	Change	
	SAR/sh	SAR	%
ALMAJDIAH	9.2	0.73	9%
EMAAR EC	10.07	0.77	8%
GASCO	78	4.8	7%

TASI-Top Losers	Last Price	Change	
	SAR/sh	SAR	%
ALETIHAD	6.44	-0.71	-10%
BUILD STATION	46.22	-2.16	-4%
YANSAB	32.12	-1.28	-4%

Source: Tadawul

TASI- Sector-Wise Daily Performance (%)



Source: Bloomberg

TASI Market Calendar

Date	Stock/Data release	Event
24-Mar	DALLAH HEALTH	Ex-Dividends
25-Mar	Unavailable	Unavailable
25-Mar	Unavailable	Unavailable
26-Mar	Unavailable	Unavailable
26-Mar	Unavailable	Unavailable

Source: Argaam, GSTAT

NOMU-Top Gainers	Last Price	Change	
	SAR/sh	SAR	%
AME	106	8.1	8%
GROUP FIVE	42.7	3.18	8%
TAQAT	12.96	0.96	8%

NOMU-Top Losers	Last Price	Change	
	SAR/sh	SAR	%
PAPER HOME	35.9	-1.9	-5%
KNOWLEDGENET	20.22	-0.78	-4%
RIYADH STEEL	1.3	-0.05	-4%

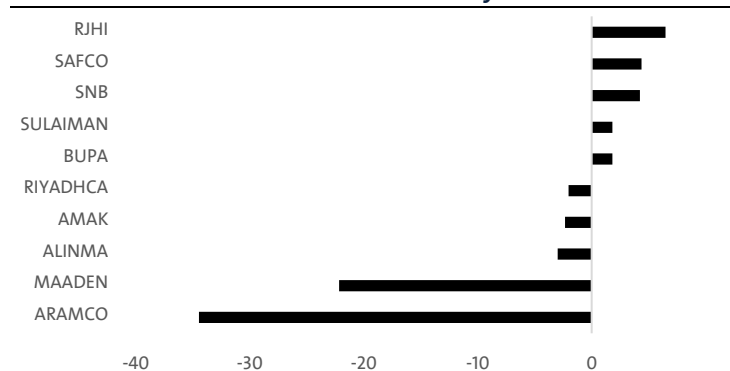
Source: Tadawul

TASI -Most Traded by Volume	Last Price	Change		Volumes
	SAR/sh	SAR	%	mn
AMERICANA	1.8	0.02	1%	40.9
SAUDI ARAMCO	27.06	-0.04	0%	23.4
SNB	40.32	0.42	1%	7.7

TASI -Most Traded by Value	Last Price	Change		Value
	SAR/sh	SAR	%	SARmn
AMERICANA	1.8	0.02	1%	41
SAUDI ARAMCO	27.06	-0.04	0%	23
SNB	40.32	0.42	1%	8

Source: Tadawul

TASI: Point Contribution to TASI movement by Stocks



Source: Bloomberg

Global Market Calendar

Date	Country	Event	Period	Forecast	Previous
24-Mar	E.U.	Purchasing Managers Index	Feb	50.8	49.5
24-Mar	JP	National CPI (YoY) (Feb)	0	0.0%	1.5%
24-Mar	JP	S&P Global Manufacturing PMI (Mar)	0	53.2	53.0
24-Mar	UK	S&P Global Composite PMI (Mar)	0	52.8	53.7
25-Mar	US	S&P Global Composite PMI (Mar)	0	0.0%	51.9

Source: Bloomberg, Investing.Com

Daily Market Report

Contact Us:**Alinma Capital Company****Research Department (Sell-Side)**Head Office: Floor 20, King Fahd Rd, Al Anoud Tower 2, Riyadh
55560

Saudi Arabia

Phone: 011-2185555 =86309

E-mail: research@alinmacapital.com**Disclaimer**

The published reports are for general information purposes to present a view on the company/economic sector/economic subject under research, and should not be considered a recommendation to buy/sell/hold for any security or any other assets. This report does not take into consideration the specific financial position of every investor and/or his/her risk appetite in relation to investing in the security or any other assets, and hence, may not be suitable for all clients depending on their financial position and their ability and willingness to undertake risks. It is advised that every potential investor seek professional advice from several sources concerning investment decision and should study the impact of such decisions on his/her financial/legal/tax position and other concerns before getting into such investments or liquidate them partially or fully. The market of securities, macroeconomic or microeconomic variables are of a volatile nature and could witness sudden changes, therefore, the investor in securities or other assets might face some unexpected risks and fluctuations. All the information, views and expectations and fair values or target prices contained in this report have been compiled or arrived at by Alinma Capital company from sources believed to be reliable, but Alinma Capital company has not independently verified the contents obtained from these sources and such information may be condensed or incomplete. Accordingly, no representation or warranty, express or implied, is made as to, and no reliance should be placed on the fairness, accuracy, completeness or correctness of the information and opinions contained in this report. Alinma Capital company shall not be liable for any loss as that may arise from the use of this report or its contents or otherwise arising in connection therewith. The past performance of any investment is not an indicator of future performance. Any financial projections, fair value estimates or price targets and statements regarding future prospects contained in this document may not be realized. The value of the security or any other assets or the return from them might increase or decrease. Any change in currency rates may have a positive or negative impact on the value/return on the securities mentioned in the report. The investor might get an amount less than the amount invested in some cases. Some securities maybe, by nature, of low volume/trades or may become like that unexpectedly in special circumstances and this might increase the risk on the investor. Some fees might be levied on some investments in securities. This report has been written by professional employees in Alinma Capital company, and they might be holding positions directly in any securities and mutual funds contained in this report during the time of publication of this report, This report has been produced independently and separately by the Research Division at Alinma Capital company and no party (in-house or outside) who might have interest whether direct or indirect have seen the contents of this report before its publishing, except for those whom corporate positions allow them to do so, and/or third-party persons/institutions who signed a non-disclosure agreement with Alinma Capital company. Funds managed by Alinma Capital company and its subsidiaries for third parties may own the securities that are the subject of this document. Funds managed by Alinma Capital company and its subsidiaries for third parties may own the securities that are the subject of this document or its subsidiaries may own securities in one or more of the aforementioned companies, and/or indirectly through funds managed by third parties. The Investment

Daily Market Report

Banking division of Funds managed by Alinma Capital company and its subsidiaries for third parties may own the securities that are the subject of this document maybe in the process of soliciting or executing fee earning mandates for companies that is either the subject of this document or is mentioned in this document. One or more of Funds managed by Alinma Capital company and its subsidiaries for third parties may own the securities that are the subject of this document board members or executive managers could be also a board member or member of the executive management at the company or companies mentioned in this report, or their associated companies. No part of this report may be reproduced whether inside or outside the Kingdom of Saudi Arabia without the written permission by Alinma Capital company and its subsidiaries for third parties may own the securities that are the subject of this document.

Alinma Capital, a Saudi closed joint stock company under CR No. 1010269764 and the Capital Market Authority License No.37-09134.