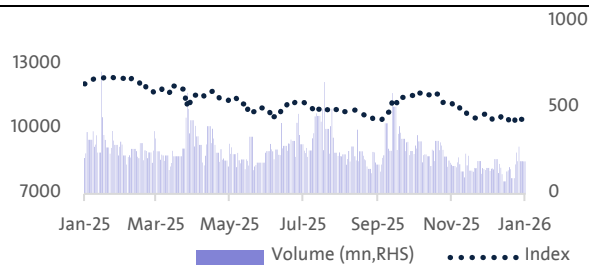


Daily Market Report

Key Indices-Return and Valuation

	13-Mar*	DoD	MTD	YTD	P/E	P/BV
TASI	10893	-0.45%	1.7%	3%	15.2	1.6
NOMU	22370	0.60%	-1.9%	-5%	0.0	1.6
S&P500	6632	-0.61%	-3.6%	-3%	21.0	5.2
Dow Jones	46558	-0.26%	-4.9%	-3%	13.7	5.3
FTSE 100	10261	-0.43%	-6.0%	3%	13.7	2.3
EuroStoxx50	5717	-0.56%	-6.9%	-1%	15.6	2.4
Nikkei225	53820	-1.16%	-8.5%	7%	21.6	2.6
MSCI EM	1469	-1.52%	-8.8%	5%	16.6	2.3
SHCOMP	4095	-0.82%	-1.6%	3%	15.9	1.6

TASI- Index and Volume Trends



Advance to Decline Ratio

	Advance	Decline	Unchanged	A/D
12-Mar	78	179	13	0.4:1

Money Market Yields

%	SAIBOR			Term SOFR		
	12-Mar	Δ bps	YTD Av	13-Mar	Δ bps	YTD Av
1M	4.81	19.2	5.6	3.67	0.1	4.3
3M	4.75	2.4	5.4	3.67	0.3	4.3
6M	5.22	-1.9	5.5	3.64	1.2	4.2
12M	4.77	-7.5	5.2	3.57	4.5	4.0

Commodities

	Unit	13-Mar	Δ	52-week		YTD Av
		USD	%	Hi	low	%Δ
Arab Light	USDbbbl	119	4.9	114	60	2.3
Brent	USDbbbl	103	2.7	100	59	1.5
Gold	USDOz	5083	-1.9	5502	2996	-10.9
Silver	USDOz	81	-3.9	117	30	-21.4
Aluminum	USDton	3470	-2.3	3550	2275	-3.8
Copper	USDton	12849	-1.2	13952	8590	-7.0

Av=Average, YTD=Year to Date, MTD=Month to Date, DoD=Day Over Day (*last session relative to session before) **Per 25ton, Source: Bloomberg, TASI

Saudi Arabia

S&P affirms Saudi Arabia's credit rating at 'A+/A-1' with Stable Outlook

S&P Global Ratings affirmed its credit rating for Saudi Arabia at "A+/A-1", maintaining a stable outlook. The agency noted that its base-case scenario assumes that the key threats facing the Kingdom will ease by the end of March, amid a reduction in regional tensions. Regarding the risks of a potential closure of the Strait of Hormuz, the agency believes the Kingdom has the capacity to mitigate this scenario by redirecting its oil & gas exports to the port of Yanbu on the Red Sea, using the east-west oil pipeline. **(Argaam)**

Bank AlJazira concludes SAR 1.5B AT1 sukuk offering

Bank AlJazira announced today, March 12, the completion of its additional tier 1 (AT1), SAR-denominated sukuk offering worth SAR 1.46 billion. the bank noted that the issuance was conducted through a private placement to nationwide qualified investors, under its SAR 5 billion AT1 Sukuk Program. **(Argaam)**

Acwa closes acquisition of 32% stake in Shuaibah IWPP

ACWA Power (Acwa) completed the acquisition of Badeel Co.'s entire stake in Shuaibah Water and Electricity Co. (Shuaibah IWPP), which represents 32% of its capital. The utility signed a share purchase agreement in December 2025 to buy the entire stake held by Badeel, a subsidiary of the Public Investment Fund, in Shuaibah, for SAR 843.32 million (before the agreed price adjustments). **(Argaam)**

Umm Al-Qura Cement sees 10.2% production cost rise on fuel price hike

Umm Al-Qura Cement Co. (UACC) estimates the direct financial impact of the fuel price adjustment to lift up production costs by approximately 10.2%. This impact is expected to appear starting from the results of Q1 2026. The company said it is currently implementing plans to reduce costs and improve production and operational efficiency to mitigate this impact. **(Argaam)**

Global

US consumer sentiment falls in early March as Middle East war weighs

U.S. consumer sentiment ebbed in early March as war in the Middle East raised gasoline prices and households worried about personal finances, a survey showed on Friday. The University of Michigan's Surveys of Consumers said its Consumer Sentiment Index fell to 55.5 this month from a final reading of 56.6 in February. Economists polled by Reuters had forecast the index falling to 55.0. **(Reuters)**

BoC to keep rates on hold through this year despite war inflation risk: Reuters poll

The Bank of Canada is forecast to keep its overnight rate on hold next week and for the rest of this year, for now looking through inflation risks from the Middle East war, according to most economists in a Reuters poll who have kept a steady outlook since December. **(Reuters)**

Commodities

Oil loading operations at UAE's Fujairah have restarted, industry source says

Oil loading operations at the United Arab Emirates' Fujairah emirate, a major bunkering hub and crude export terminal, have resumed following a drone attack and fire on Saturday, a Fujairah-based industry source told Reuters. Fujairah, outside the Strait of Hormuz, is the outlet for about 1 million barrels per day of the UAE's Murban crude oil - a volume equal to about 1% of world demand. **(Reuters)**

Daily Market Report

TASI & NOMU- Key Statistics

		11-Mar	12-Mar	Δ%		
TASI	SAR			DoD	MTD*	YTD*
Market Cap	bn	2316	2306	-0.4%	-3.0%	-5.5%
Value	mn	4641	4897	5.5%	-22.2%	3.7%
Volume	mn	214	229	6.8%	-11.2%	-3.2%
NOMU						
Market Cap	mn	7174	7217	0.6%	-1.0%	-4.9%
Value	mn	12.1	28.2	132.9%	92.8%	47.4%
Volume	mn	1.5	1.9	31.1%	-3.0%	-17.2%

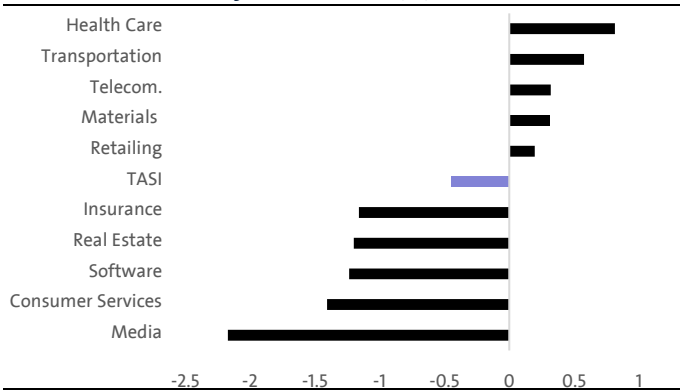
*Average for the period, Source: Argaam

TASI-Top Gainers	Last Price	Change	
	SAR/sh	SAR	%
CHEMANOL	8	0.72	10%
MOUWASAT	69.5	5.2	8%
EMAAR EC	9.72	0.54	6%

TASI-Top Losers	Last Price	Change	
	SAR/sh	SAR	%
SALEH ALRASHED	48.4	-3.1	-6%
ALMOOSA	129.6	-8.2	-6%
ARABIAN MILLS	38.78	-2.04	-5%

Source: Tadawul

TASI- Sector-Wise Daily Performance (%)



Source: Bloomberg

TASI Market Calendar

Date	Stock/Data release	Event
15-Mar	General Authority For Statistics	Reports
15-Mar	EIC	Ex-Dividends
16-Mar	SAUDI ARAMCO	Ex-Dividends
16-Mar	ELM	Ex-Dividends
17-Mar	Saudi financial market	holidays

Source: Argaam, GSTAT

NOMU-Top Gainers	Last Price	Change	
	SAR/sh	SAR	%
LEAF	27.5	2.4	10%
FIRST AVENUE	6	0.5	9%
ACADEMY OF LEARNING	6.98	0.58	9%

NOMU-Top Losers	Last Price	Change	
	SAR/sh	SAR	%
PAPER HOME	37.02	-4	-10%
AME	83.65	-8.25	-9%
PRO MEDEX	92.2	-7.8	-8%

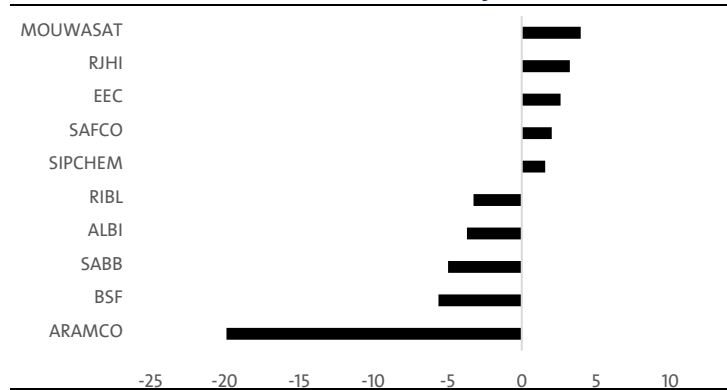
Source: Tadawul

TASI -Most Traded by Volume	Last Price	Change		Volumes
	SAR/sh	SAR	%	mn
AMERICANA	1.85	-0.05	-3%	44.5
SAUDI ARAMCO	26.86	-0.3	-1%	25.7
PETRO RABIGH	8.46	-0.38	-4%	9.3

TASI -Most Traded by Value	Last Price	Change		Value
	SAR/sh	SAR	%	SARmn
SAUDI ARAMCO	26.86	-0.3	-1%	698
ALRAJHI	101.2	0.2	0%	380
SABIC	57.85	0.35	1%	271

Source: Tadawul

TASI: Point Contribution to TASI movement by Stocks



Source: Bloomberg

Global Market Calendar

Date	Country	Event	Period	Forecast	Previous
18-Mar	E.U.	Consumer Price Index (CPI) YoY	Feb	1.7%	1.7%
19-Mar	U.S.	JOLTS Job Openings	Feb	7.200M	6.928M
20-Mar	C.Y.	China New Loans	Feb	5,000B	910B
21-Mar	E.U.	Consumer Price Index (CPI) YoY	Feb	1.7%	1.7%
24-Mar	E.U.	Purchasing Managers Index	Feb	50.8	49.5

Source: Bloomberg, Investing.Com

Daily Market Report

Contact Us:**Alinma Capital Company****Research Department (Sell-Side)**Head Office: Floor 20, King Fahd Rd, Al Anoud Tower 2, Riyadh
55560

Saudi Arabia

Phone: 011-2185555 =86309

E-mail: research@alinmacapital.com**Disclaimer**

The published reports are for general information purposes to present a view on the company/economic sector/economic subject under research, and should not be considered a recommendation to buy/sell/hold for any security or any other assets. This report does not take into consideration the specific financial position of every investor and/or his/her risk appetite in relation to investing in the security or any other assets, and hence, may not be suitable for all clients depending on their financial position and their ability and willingness to undertake risks. It is advised that every potential investor seek professional advice from several sources concerning investment decision and should study the impact of such decisions on his/her financial/legal/tax position and other concerns before getting into such investments or liquidate them partially or fully. The market of securities, macroeconomic or microeconomic variables are of a volatile nature and could witness sudden changes, therefore, the investor in securities or other assets might face some unexpected risks and fluctuations. All the information, views and expectations and fair values or target prices contained in this report have been compiled or arrived at by Alinma Capital company from sources believed to be reliable, but Alinma Capital company has not independently verified the contents obtained from these sources and such information may be condensed or incomplete. Accordingly, no representation or warranty, express or implied, is made as to, and no reliance should be placed on the fairness, accuracy, completeness or correctness of the information and opinions contained in this report. Alinma Capital company shall not be liable for any loss as that may arise from the use of this report or its contents or otherwise arising in connection therewith. The past performance of any investment is not an indicator of future performance. Any financial projections, fair value estimates or price targets and statements regarding future prospects contained in this document may not be realized. The value of the security or any other assets or the return from them might increase or decrease. Any change in currency rates may have a positive or negative impact on the value/return on the securities mentioned in the report. The investor might get an amount less than the amount invested in some cases. Some securities maybe, by nature, of low volume/trades or may become like that unexpectedly in special circumstances and this might increase the risk on the investor. Some fees might be levied on some investments in securities. This report has been written by professional employees in Alinma Capital company, and they might be holding positions directly in any securities and mutual funds contained in this report during the time of publication of this report, This report has been produced independently and separately by the Research Division at Alinma Capital company and no party (in-house or outside) who might have interest whether direct or indirect have seen the contents of this report before its publishing, except for those whom corporate positions allow them to do so, and/or third-party persons/institutions who signed a non-disclosure agreement with Alinma Capital company. Funds managed by Alinma Capital company and its subsidiaries for third parties may own the securities that are the subject of this document. Funds managed by Alinma Capital company and its subsidiaries for third parties may own the securities that are the subject of this document or its subsidiaries may own securities in one or more of the aforementioned companies, and/or indirectly through funds managed by third parties. The Investment

Daily Market Report

Banking division of Funds managed by Alinma Capital company and its subsidiaries for third parties may own the securities that are the subject of this document maybe in the process of soliciting or executing fee earning mandates for companies that is either the subject of this document or is mentioned in this document. One or more of Funds managed by Alinma Capital company and its subsidiaries for third parties may own the securities that are the subject of this document board members or executive managers could be also a board member or member of the executive management at the company or companies mentioned in this report, or their associated companies. No part of this report may be reproduced whether inside or outside the Kingdom of Saudi Arabia without the written permission by Alinma Capital company and its subsidiaries for third parties may own the securities that are the subject of this document.

Alinma Capital, a Saudi closed joint stock company under CR No. 1010269764 and the Capital Market Authority License No.37-09134.