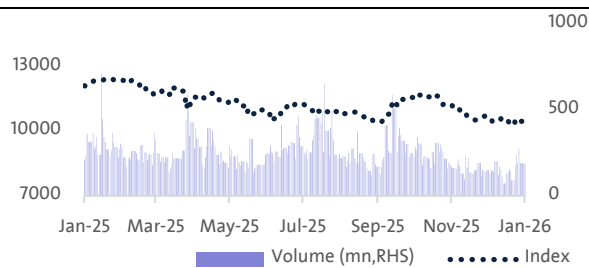


Daily Market Report

Key Indices-Return and Valuation

	15-Apr*	DoD	MTD	YTD	P/E	P/BV
TASI	11589	0.9%	2.8%	10%	15.8	1.5
NOMU	23081	0.5%	2.4%	-2%	0.0	1.5
S&P500	7023	0.8%	6.8%	3%	21.6	5.4
Dow Jones	48464	-0.1%	4.1%	1%	13.6	5.5
FTSE 100	10560	-0.5%	1.9%	6%	13.6	2.4
EuroStoxx50	5940	-0.7%	3.6%	3%	15.9	2.5
Nikkei225	58134	0.4%	8.2%	15%	23.2	2.7
MSCI EM	1583	1.2%	8.6%	13%	12.4	2.3
SHCOMP	4027	0.0%	2.0%	1%	16.8	1.5

TASI- Index and Volume Trends



Advance to Decline Ratio

	Advance	Decline	Unchanged	A/D
15-Apr	218	42	10	5.2:1

Money Market Yields

%	SAIBOR			Term SOFR		
	15-Apr	Δ bps	YTD Av	15-Apr	Δ bps	YTD Av
1M	4.64	-4.9	5.6	3.66	1.0	4.3
3M	4.81	5.5	5.4	3.68	0.6	4.3
6M	5.14	-7.7	5.5	3.70	0.4	4.2
12M	4.70	-7.6	5.2	3.71	0.8	4.0

Commodities

	Unit	15-Apr	Δ	52-week		YTD Av
		USD	%	Hi	low	%Δ
Arab Light	USDbbbl	97	-2.3	135	60	-2.2
Brent	USDbbbl	95	0.1	118	59	-2.8
Gold	USDOz	4798	0.6	5502	3171	-13.9
Silver	USDOz	79	-0.7	117	32	-26.4
Aluminum	USDton	3659	1.1	3687	2330	-6.5
Copper	USDton	13230	0.7	13952	9119	-9.0

Av=Average, YTD=Year to Date, MTD=Month to Date, DoD=Day Over Day (*last session relative to session before) **Per 25ton, Source: Bloomberg, TASI

Saudi Arabia

PIF assets under management up sixfold: Al Rumayyan

Yasir Al Rumayyan, governor of the Public Investment Fund (PIF), said the fund's strategy continues to deliver results alongside domestic and international growth, with assets under management (AUM) increasing sixfold. He said the fund has attracted global companies and investors to the local market, supporting the Kingdom's economic transformation. **(Argaam)**

Horizon Food inks deal with Al-Imdad Al-Jadeed to supply products to Makkah

Horizon Food Co. signed a supply agreement for its products with Al-Imdad Al-Jadeed Trading Establishment, a leading food service provider in the Makkah region, which includes the supply of a range of Horizon Food products, according to a Tadawul statement. This partnership comes as part of strengthening the company's presence in the market and expanding its distribution network to meet customer needs in Makkah and the surrounding areas, **(Argaam)**

Rawasi Albina inks fiber optic network deal, value forecast to exceed 25% of 2025 revenue

Rawasi Albina Investment Co. signed a framework agreement, on April 15, to execute an external fiber optic network project with Technical Links Services Co. (TLS), expecting the contract value to exceed 25% of its 2025 revenue. In a statement to Tadawul, the company said the contract duration is one year, with the financial impact expected to be reflected in H1 2027. **(Argaam)**

Cherry signs SAR 30.2M vehicle leasing contract with SFDA

Cherry Trading Co. signed a vehicle leasing contract with the Saudi Food and Drug Authority (SFDA) valued at SAR 30.2 million. In a statement to Tadawul, the company said the contract includes leasing 275 vehicles for 36 months, in line with the counterparty's needs and in accordance with high standards of quality and efficiency. **(Argaam)**

Almarai inks 2 strategic deals to localize fish, seafood processing sector

Almarai Co. signed today, April 15, two strategic agreements with the Ministry of Investment and the Private Sector Partnership Program (Shareek) to support the localization of the fish and seafood processing sector. **(Argaam)**

Global

Fed President Hammack expects interest rates to stay on hold 'for a good while'

Cleveland Federal Reserve President Beth Hammack said Wednesday that the central bank is weighing threats to both inflation and employment and should keep interest rates on hold as conditions evolve. **(CNBC)**

UK economy surged ahead of Iran war, but energy shock to test resilience

Britain's economy surged unexpectedly in February, suggesting it was in slightly better shape before the start of the Iran war than many economists had feared, official figures showed on Thursday. The Office for National Statistics said gross domestic product rose by 0.5% month-on-month in February, the biggest increase since January 2024. **(Reuters)**

Commodities

Oil prices fall as hopes for US-Iran deal outweigh supply disruption concerns

Oil prices fell in early trade on Thursday as hopes for easing U.S.-Iran tensions, following reports that Iran could allow ships to pass through around the Strait of Hormuz, outweighed concerns over ongoing supply disruptions. Brent crude futures dropped 44 cents, or 0.5%, to \$94.49 a barrel at 0021 GMT. U.S. West Texas Intermediate crude futures was down 70 cents, or 0.8%, at \$90.59 a barrel. **(Reuters)**

Daily Market Report

TASI & NOMU- Key Statistics

		14-Apr	15-Apr	Δ%		
TASI	SAR			DoD	MTD*	YTD*
Market Cap	bn	2380	2402	0.9%	0.6%	7.7%
Value	mn	6192	7575	22.3%	26.3%	45.4%
Volume	mn	278	369	32.8%	22.7%	46.5%
NOMU						
Market Cap	mn	7408	7446	0.5%	2.4%	-1.9%
Value	mn	19.9	23.2	16.5%	1.6%	20.7%
Volume	mn	2.7	3.9	43.0%	47.8%	75.8%

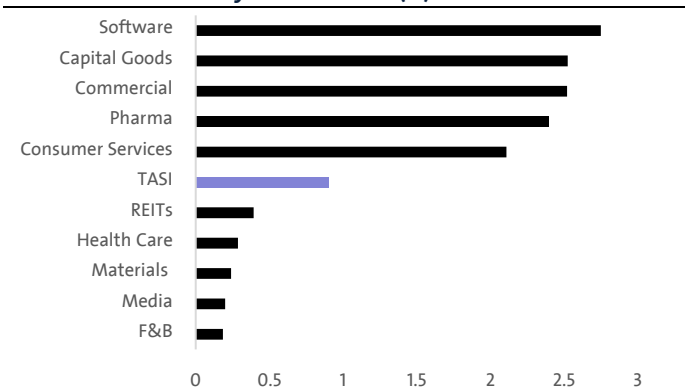
*Average for the period, Source: Argaam

TASI-Top Gainers	Last Price	Change	
	SAR/sh	SAR	%
NICE ONE	13.27	1.2	10%
WATANIYA	13.74	1.06	8%
APC	7.14	0.48	7%

TASI-Top Losers	Last Price	Change	
	SAR/sh	SAR	%
DALLAH HEALTH	129.5	-6.1	-5%
GULF UNION ALAHLIA	11.2	-0.3	-3%
TAIBA	41.42	-0.9	-2%

Source: Tadawul

TASI- Sector-Wise Daily Performance (%)



Source: Bloomberg

TASI Market Calendar

Date	Stock/Data release	Event
16-April	CATRION	Eligibility of Cash Dividend
16-April	ACADEMY OF LEARNING	Eligibility of Cash Dividend
16-April	SAL	Cash Dividend
19-April	ALMODAWAT	Eligibility of Cash Dividend
20-April	ALRAJHI	Eligibility of Cash Dividend

Source: Argaam, GSTAT

NOMU-Top Gainers	Last Price	Change	
	SAR/sh	SAR	%
NASEEJ TECH	40	3.34	9%
ALHASOOB	39	3	8%
SIGN WORLD	14.44	1.09	8%
NOMU-Top Losers	Last Price	Change	
	SAR/sh	SAR	%
OSOOL AND BAKHEET	13.1	-2.6	-17%
NGDC	27.5	-2.98	-10%
LEAF	27.7	-2.66	-9%

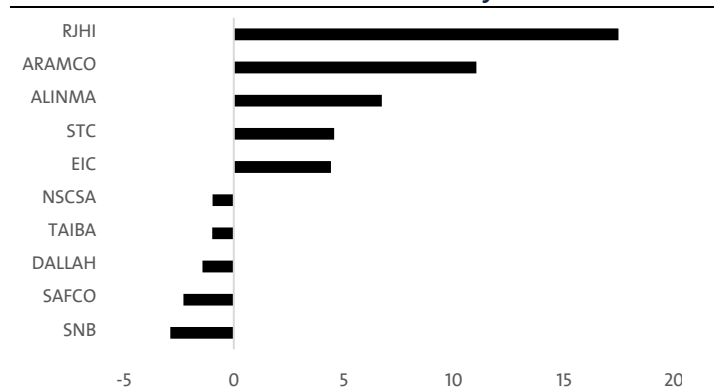
Source: Tadawul

TASI -Most Traded by Volume	Last Price	Change		Volumes
	SAR/sh	SAR	%	mn
AMERICANA	1.92	0.04	2%	39.9
SAUDI ARAMCO	27.54	0.18	1%	17.8
APC	7.14	0.48	7%	16.2

TASI -Most Traded by Value	Last Price	Change		Value
	SAR/sh	SAR	%	SARmn
ALRAJHI	109.3	1.1	1%	562
SAUDI ARAMCO	27.54	0.18	1%	489
SNB	43.84	-0.16	0%	256

Source: Tadawul

TASI: Point Contribution to TASI movement by Stocks



Source: Bloomberg

Global Market Calendar

Date	Country	Event	Period	Forecast	Previous
16-Apr	CY.	Gross Domestic Product (GDP) YoY	Mar	4.5%	4.8%
17-Apr	E.U.	Trade Balance	Mar	12.8B	11.3B
20-Apr	C.Y.	Loan Prime Rate 5Y	Apr	3.5%	3.5%
22-Apr	U.K.	Consumer Price Index (CPI) YoY	Apr	3.0%	3.0%
23-Apr	U.S.	S&P Global Services PMI (Apr)	Apr	51.1	51.7

Source: Bloomberg, Investing.Com

Daily Market Report

Contact Us:**Alinma Capital Company****Research Department (Sell-Side)**Head Office: Floor 20, King Fahd Rd, Al Anoud Tower 2, Riyadh
55560

Saudi Arabia

Phone: 011-2185555 =86309

E-mail: research@alinmacapital.com**Disclaimer**

The published reports are for general information purposes to present a view on the company/economic sector/economic subject under research, and should not be considered a recommendation to buy/sell/hold for any security or any other assets. This report does not take into consideration the specific financial position of every investor and/or his/her risk appetite in relation to investing in the security or any other assets, and hence, may not be suitable for all clients depending on their financial position and their ability and willingness to undertake risks. It is advised that every potential investor seek professional advice from several sources concerning investment decision and should study the impact of such decisions on his/her financial/legal/tax position and other concerns before getting into such investments or liquidate them partially or fully. The market of securities, macroeconomic or microeconomic variables are of a volatile nature and could witness sudden changes, therefore, the investor in securities or other assets might face some unexpected risks and fluctuations. All the information, views and expectations and fair values or target prices contained in this report have been compiled or arrived at by Alinma Capital company from sources believed to be reliable, but Alinma Capital company has not independently verified the contents obtained from these sources and such information may be condensed or incomplete. Accordingly, no representation or warranty, express or implied, is made as to, and no reliance should be placed on the fairness, accuracy, completeness or correctness of the information and opinions contained in this report. Alinma Capital company shall not be liable for any loss as that may arise from the use of this report or its contents or otherwise arising in connection therewith. The past performance of any investment is not an indicator of future performance. Any financial projections, fair value estimates or price targets and statements regarding future prospects contained in this document may not be realized. The value of the security or any other assets or the return from them might increase or decrease. Any change in currency rates may have a positive or negative impact on the value/return on the securities mentioned in the report. The investor might get an amount less than the amount invested in some cases. Some securities maybe, by nature, of low volume/trades or may become like that unexpectedly in special circumstances and this might increase the risk on the investor. Some fees might be levied on some investments in securities. This report has been written by professional employees in Alinma Capital company, and they might be holding positions directly in any securities and mutual funds contained in this report during the time of publication of this report, This report has been produced independently and separately by the Research Division at Alinma Capital company and no party (in-house or outside) who might have interest whether direct or indirect have seen the contents of this report before its publishing, except for those whom corporate positions allow them to do so, and/or third-party persons/institutions who signed a non-disclosure agreement with Alinma Capital company. Funds managed by Alinma Capital company and its subsidiaries for third parties may own the securities that are the subject of this document. Funds managed by Alinma Capital company and its subsidiaries for third parties may own the securities that are the subject of this document or its subsidiaries may own securities in one or more of the aforementioned companies, and/or indirectly through funds managed by third parties. The Investment

Daily Market Report

Banking division of Funds managed by Alinma Capital company and its subsidiaries for third parties may own the securities that are the subject of this document maybe in the process of soliciting or executing fee earning mandates for companies that is either the subject of this document or is mentioned in this document. One or more of Funds managed by Alinma Capital company and its subsidiaries for third parties may own the securities that are the subject of this document board members or executive managers could be also a board member or member of the executive management at the company or companies mentioned in this report, or their associated companies. No part of this report may be reproduced whether inside or outside the Kingdom of Saudi Arabia without the written permission by Alinma Capital company and its subsidiaries for third parties may own the securities that are the subject of this document.

Alinma Capital, a Saudi closed joint stock company under CR No. 1010269764 and the Capital Market Authority License No.37-09134.