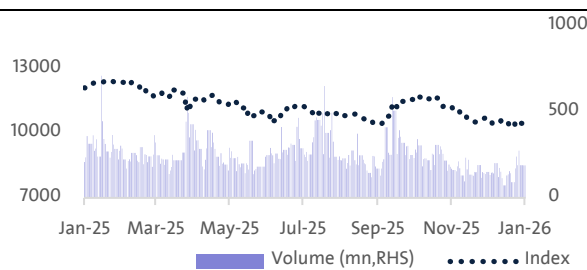


# Daily Market Report

## Key Indices-Return and Valuation

	13-Apr*	DoD	MTD	YTD	P/E	P/BV
TASI	11427	1.0%	1.3%	8%	15.7	1.5
NOMU	22933	0.6%	1.7%	-2%	0.0	1.5
S&P500	6886	1.0%	4.7%	1%	21.2	5.3
Dow Jones	48218	0.6%	3.5%	0%	13.7	5.5
FTSE 100	10583	-0.2%	2.1%	7%	13.7	2.4
EuroStoxx50	5905	-0.4%	3.0%	2%	15.9	2.5
Nikkei225	56503	-0.7%	5.1%	12%	22.8	2.7
MSCI EM	1536	-0.7%	5.4%	9%	12.6	2.3
SHCOMP	3989	0.1%	1.0%	0%	16.6	1.5

## TASI- Index and Volume Trends



## Advance to Decline Ratio

	Advance	Decline	Unchanged	A/D
13-Apr	129	127	13	1:1

## Money Market Yields

%	SAIBOR			Term SOFR		
	13-Apr	Δ bps	YTD Av	11-Apr	Δ bps	YTD Av
1M	4.65	-3.9	5.6	3.66	0.1	4.3
3M	4.82	6.0	5.4	3.68	0.0	4.3
6M	5.26	3.7	5.5	3.70	0.1	4.2
12M	4.71	-6.2	5.2	3.74	0.5	4.0

## Commodities

	Unit	13-Apr	Δ	52-week		YTD Av
		USD	%	Hi	low	%Δ
Arab Light	USDbbbl	103	5.9	135	60	-2.0
Brent	USDbbbl	99	4.4	118	59	-2.6
Gold	USDOz	4717	-0.7	5502	3171	-13.8
Silver	USDOz	76	-0.4	117	32	-26.2
Aluminum	USDton	3687	3.4	3596	2330	-6.4
Copper	USDton	12885	1.0	13952	9119	-8.9

Av=Average, YTD=Year to Date, MTD=Month to Date, DoD=Day Over Day (\*last session relative to session before) \*\*Per 25ton, Source: Bloomberg, TASI

## Saudi Arabia

### Finance Ministry implements Financial Oversight Law

Saudi Arabia's Ministry of Finance announced the implementation of the Financial Oversight Law, issued by the Cabinet on Dec. 1, 2025, as part of efforts to enhance the governance of public funds and improve oversight efficiency in line with Saudi Vision 2030. The new law replaces the Financial Controllers Law. **(Argaam)**

### Academy of Learning signs SAR 332.4M lease for Riyadh education complex

Academy of Learning Co. (AOL) said its subsidiary, Learning National Schools Co. signed a long-term investment lease agreement with High Standard Real Estate Co. for a model educational complex in Riyadh, at SAR 332.44 million (inclusive of VAT) **(Argaam)**

### SVCP subsidiary secures SAR 8.2M purchase order from Alkhorayef Water

Saudi Vitrified Clay Pipes Co.'s (SVCP) subsidiary, Saudi Land Factory Co., received a purchase order from Alkhorayef Water and Power Technologies Co. (AWPT) valued at SAR 8.16 million (including VAT). **(Argaam)**

### Ladun's subsidiary wins SAR 85M project with RCRC

Ladun Investment Co.'s subsidiary, Built Industrial Co., was awarded a project for the protection works for Riyadh bus stations to by the Royal Commission for Riyadh City (RCRC), with a total value of nearly SAR 85 million (including VAT). **(Argaam)**

### Saudi hotels occupancy rate up at 57.3% in Q4 2025

Hotel room occupancy in Saudi Arabia neared 57.3% in Q4 2025, up from 56% in Q4 2024, data issued by the General Authority for Statistics (GASTAT) showed. Meanwhile, occupancy in serviced apartments and other hospitality facilities remained steady at 55.9% year-on-year (YoY), according to GASTAT's Tourism Establishments Statistics bulletin. **(Argaam)**

## Global

### US begins Iran port blockade, oil prices ease on hopes for dialogue

The U.S. military began a blockade of Iran's ports, angering Tehran and adding uncertainty around the crucial waterway, although hopes for dialogue to end the war provided some relief to oil markets where benchmark prices fell below \$100 on Tuesday. After a breakdown of weekend talks in Islamabad between the two adversaries, a U.S. official said there was continued engagement and forward motion on trying to get to an agreement. Pakistani Prime Minister Shehbaz Sharif also said efforts were still under way to resolve the conflict. **(Reuters)**

### China's export engine stutters as Iran war chills global demand

China's export engine slowed sharply in March as war in the Middle East triggered shocks to energy and transportation costs, hurting global demand and exposing the risks in Beijing's strategy of leaning on manufacturing to sustain growth. **(Reuters)**

## Commodities

### Stegra secures \$1.7 billion from Wallenberg-led group

Swedish green steel startup Stegra said on Tuesday it has raised 1.4 billion euros (\$1.65 billion) in funding from an investor consortium led by Sweden's influential Wallenberg family, allowing the company to complete the construction of its plant. **(Reuters)**

### OPEC lowers Q2 global oil demand forecast on Iran war

OPEC on Monday lowered its forecast for world oil demand in the second quarter by 500,000 barrels per day, the producer group's monthly oil report showed in its first public assessment of the Iran war's impact on the market. **(Reuters)**

## Daily Market Report

## TASI &amp; NOMU- Key Statistics

		12-Apr	13-Apr	Δ%		
TASI	SAR			DoD	MTD*	YTD*
Market Cap	bn	2345	2368	1.0%	-0.8%	6.2%
Value	mn	3448	6728	95.1%	17.3%	30.6%
Volume	mn	225	278	23.5%	-3.2%	11.7%
NOMU						
Market Cap	mn	7355	7398	0.6%	1.7%	-2.5%
Value	mn	13.8	20.0	44.6%	-12.2%	4.6%
Volume	mn	2.5	2.2	-10.9%	-4.2%	3.5%

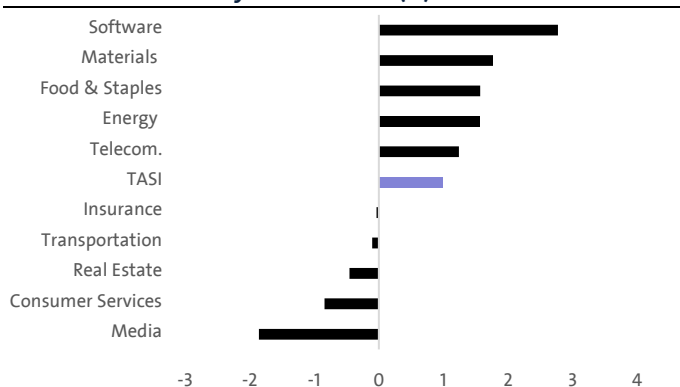
\*Average for the period, Source: Argaam

TASI-Top Gainers	Last Price	Change	
	SAR/sh	SAR	%
SOLUTIONS	219.4	19.9	10%
WAFRAH	22.35	1.13	5%
ALMOOSA	142	6.8	5%

TASI-Top Losers	Last Price	Change	
	SAR/sh	SAR	%
SAPTCO	11.01	-0.46	-4%
RAYDAN	17.66	-0.62	-3%
BATIC	2.22	-0.07	-3%

Source: Tadawul

## TASI- Sector-Wise Daily Performance (%)



Source: Bloomberg

## TASI Market Calendar

Date	Stock/Data release	Event
14-April	ALAMAR	Elgibility of Cash Dividend
15-April	SNB	Elgibility of Cash Dividend
15-April	General Authority For Statistics	Report
15-April	CATRION	Elgibility of Cash Dividend
15-April	ACADEMY OF LEARNING	Elgibility of Cash Dividend

Source: Argaam, GSTAT

NOMU-Top Gainers	Last Price	Change	
	SAR/sh	SAR	%
NASEEJ TECH	40	3.34	9%
ALHASOOB	39	3	8%
SIGN WORLD	14.44	1.09	8%

NOMU-Top Losers	Last Price	Change	
	SAR/sh	SAR	%
OSOOL AND BAKHEET	13.1	-2.6	-17%
NGDC	27.5	-2.98	-10%
LEAF	27.7	-2.66	-9%

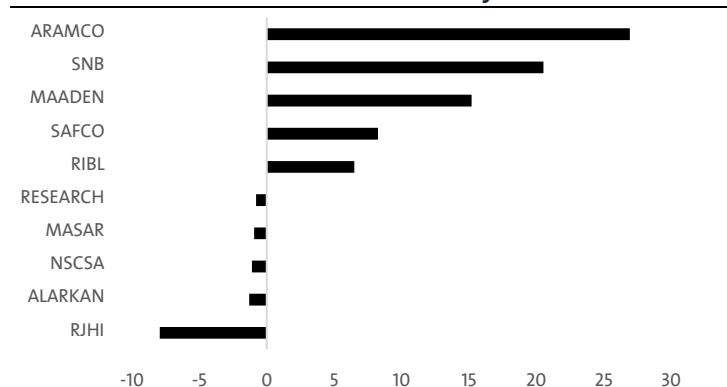
Source: Tadawul

TASI -Most Traded by Volume	Last Price	Change		Volumes
	SAR/sh	SAR	%	mn
SAUDI ARAMCO	27.6	0.44	2%	23.6
BATIC	2.22	-0.07	-3%	15.5
AMERICANA	1.88	0.01	1%	13.5

TASI -Most Traded by Value	Last Price	Change		Value
	SAR/sh	SAR	%	SARmn
ALRAJHI	107.6	-0.5	0%	658
SAUDI ARAMCO	27.6	0.44	2%	647
SNB	43.94	1.14	3%	266

Source: Tadawul

## TASI: Point Contribution to TASI movement by Stocks



Source: Bloomberg

## Global Market Calendar

Date	Country	Event	Period	Forecast	Previous
14-Apr	U.S.	Producer Price Index (PPI) MoM	Mar	0.3%	0.5%
15-Apr	E.U.	Industrial Production MoM	Mar	0.6%	-0.6%
16-Apr	CY.	Gross Domestic Product (GDP) YoY	Mar	4.5%	4.8%
17-Apr	E.U.	Trade Balance	Mar	12.8B	11.3B
20-Apr	C.Y.	Loan Prime Rate 5Y	Apr	3.5%	3.5%

Source: Bloomberg, Investing.Com

## Daily Market Report

**Contact Us:****Alinma Capital Company****Research Department (Sell-Side)**Head Office: Floor 20, King Fahd Rd, Al Anoud Tower 2, Riyadh  
55560

Saudi Arabia

Phone: 011-2185555 =86309

E-mail: [research@alinmacapital.com](mailto:research@alinmacapital.com)**Disclaimer**

The published reports are for general information purposes to present a view on the company/economic sector/economic subject under research, and should not be considered a recommendation to buy/sell/hold for any security or any other assets. This report does not take into consideration the specific financial position of every investor and/or his/her risk appetite in relation to investing in the security or any other assets, and hence, may not be suitable for all clients depending on their financial position and their ability and willingness to undertake risks. It is advised that every potential investor seek professional advice from several sources concerning investment decision and should study the impact of such decisions on his/her financial/legal/tax position and other concerns before getting into such investments or liquidate them partially or fully. The market of securities, macroeconomic or microeconomic variables are of a volatile nature and could witness sudden changes, therefore, the investor in securities or other assets might face some unexpected risks and fluctuations. All the information, views and expectations and fair values or target prices contained in this report have been compiled or arrived at by Alinma Capital company from sources believed to be reliable, but Alinma Capital company has not independently verified the contents obtained from these sources and such information may be condensed or incomplete. Accordingly, no representation or warranty, express or implied, is made as to, and no reliance should be placed on the fairness, accuracy, completeness or correctness of the information and opinions contained in this report. Alinma Capital company shall not be liable for any loss as that may arise from the use of this report or its contents or otherwise arising in connection therewith. The past performance of any investment is not an indicator of future performance. Any financial projections, fair value estimates or price targets and statements regarding future prospects contained in this document may not be realized. The value of the security or any other assets or the return from them might increase or decrease. Any change in currency rates may have a positive or negative impact on the value/return on the securities mentioned in the report. The investor might get an amount less than the amount invested in some cases. Some securities maybe, by nature, of low volume/trades or may become like that unexpectedly in special circumstances and this might increase the risk on the investor. Some fees might be levied on some investments in securities. This report has been written by professional employees in Alinma Capital company, and they might be holding positions directly in any securities and mutual funds contained in this report during the time of publication of this report, This report has been produced independently and separately by the Research Division at Alinma Capital company and no party (in-house or outside) who might have interest whether direct or indirect have seen the contents of this report before its publishing, except for those whom corporate positions allow them to do so, and/or third-party persons/institutions who signed a non-disclosure agreement with Alinma Capital company. Funds managed by Alinma Capital company and its subsidiaries for third parties may own the securities that are the subject of this document. Funds managed by Alinma Capital company and its subsidiaries for third parties may own the securities that are the subject of this document or its subsidiaries may own securities in one or more of the aforementioned companies, and/or indirectly through funds managed by third parties. The Investment

## Daily Market Report

---

Banking division of Funds managed by Alinma Capital company and its subsidiaries for third parties may own the securities that are the subject of this document maybe in the process of soliciting or executing fee earning mandates for companies that is either the subject of this document or is mentioned in this document. One or more of Funds managed by Alinma Capital company and its subsidiaries for third parties may own the securities that are the subject of this document board members or executive managers could be also a board member or member of the executive management at the company or companies mentioned in this report, or their associated companies. No part of this report may be reproduced whether inside or outside the Kingdom of Saudi Arabia without the written permission by Alinma Capital company and its subsidiaries for third parties may own the securities that are the subject of this document.

Alinma Capital, a Saudi closed joint stock company under CR No. 1010269764 and the Capital Market Authority License No.37-09134.