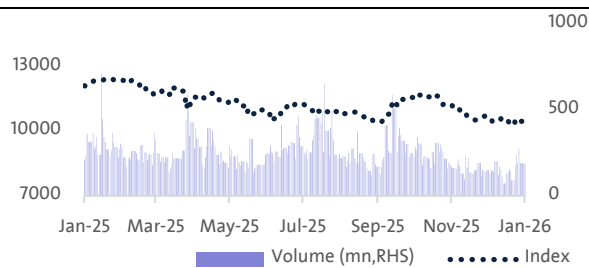


Daily Market Report

Key Indices-Return and Valuation

	07-Apr*	DoD	MTD	YTD	P/E	P/BV
TASI	11088	-1.6%	-1.7%	5%	15.1	1.5
NOMU	22289	-1.1%	-1.2%	-5%	0.0	1.5
S&P500	6617	0.1%	0.6%	-3%	20.4	5.1
Dow Jones	46584	-0.2%	0.0%	-3%	13.4	5.3
FTSE 100	10349	-0.8%	-0.2%	4%	13.4	2.4
EuroStoxx50	5633	-1.0%	-1.7%	-3%	15.2	2.4
Nikkei225	53430	0.0%	-0.6%	6%	21.7	2.5
MSCI EM	1460	0.7%	0.1%	4%	12.0	2.2
SHCOMP	3890	0.3%	-1.5%	-2%	16.0	1.5

TASI- Index and Volume Trends



Advance to Decline Ratio

	Advance	Decline	Unchanged	A/D
07-Apr	14	249	6	0.05:1

Money Market Yields

%	SAIBOR			Term SOFR		
	07-Apr	Δ bps	YTD Av	07-Apr	Δ bps	YTD Av
1M	4.86	11.4	5.6	3.66	-0.1	4.3
3M	4.71	-22.5	5.4	3.68	-0.1	4.3
6M	5.30	1.5	5.5	3.70	0.4	4.2
12M	4.82	0.0	5.2	3.74	2.5	4.0

Commodities

	Unit	07-Apr		Δ	52-week		YTD Av
		USD	%		Hi	low	
Arab Light	USDbbbl	113	1.3	135	60	-1.1	
Brent	USDbbbl	109	-0.5	118	59	-1.6	
Gold	USDOz	4683	1.2	5502	3003	-13.1	
Silver	USDOz	73	0.3	117	30	-25.0	
Aluminum	USDton	3545	0.1	3596	2275	-5.6	
Copper	USDton	12346	0.9	13952	8590	-8.3	

Av=Average, YTD=Year to Date, MTD=Month to Date, DoD=Day Over Day (*last session relative to session before) **Per 25ton, Source: Bloomberg, TASI

Saudi Arabia

Saudi Arabia's consumer spending rises 8% to SAR 133.5B in February

Consumer spending in Saudi Arabia increased to SAR 133.5 billion in February 2026, up 8% from approximately SAR 123.1 billion in the same month of 2025. Consumer spending in Saudi Arabia includes total cash withdrawals, point-of-sale (POS) transactions, and e-commerce sales through the Mada network. **(Argaam)**

Saudi cement sales fall 7% to 3.4M tons in March

Saudi Arabia's 17 cement companies sold a combined 3.37 million tons of cement in March 2026, down 7% from 3.61 million tons in the same month last year, according to data from Yamama Cement Co. The year-on-year (YoY) decline came as March 2025 included 29 days of Ramadan, while March 2026 included 19 days of Ramadan and Eid al-Fitr. **(Argaam)**

SAIB plans SAR-denominated Tier 1 capital sukuk issue

The Saudi Investment Bank (SAIB) plans to issue SAR-denominated Tier 1 capital sukuk through a private placement under its SAR 5 billion sukuk program, the bank said in a filing to Tadawul today, April 8. **(Argaam)**

Asas Makeen secures SAR 268M Riyadh project deal

Asas Makeen Real Estate Development and Investment Co. signed an agreement with Tawafuq Al Rimal Real Estate Fund to develop and execute superstructure works for a real estate project, with a total value of SAR 268.12 million (inclusive of VAT). **(Argaam)**

Alhasoob signs 3-year SAR 15M contract

Alhasoob Co. signed today, April 7, a contract with Tatweer Company for Educational Technologies (TETCO) to supply spare parts to education departments across all regions of the Kingdom. The total value of the contract is SAR 15 million, excluding VAT, the company said in a statement to Tadawul. The three-year agreement covers the supply of spare parts, with the financial impact expected to begin in the second half of 2026 and continue through 2028. **(Argaam)**

Global

Euro zone growth slows to nine-month low on surging costs, PMI shows

The euro zone's private sector expansion weakened sharply in March as the Middle East war drove up energy costs and disrupted supply chains, with overall demand - a key gauge for economic health - falling for the first time in eight months, a survey showed on Tuesday. The S&P Global euro zone Composite Purchasing Managers' Index fell to 50.7 in March from 51.9 in February, but was slightly higher than a preliminary estimate of 50.5. PMI readings above 50.0 indicate growth in activity. **(Reuters)**

Commodities

Oil tumbles 15% after US-Iran ceasefire

Oil prices plunged sharply in early Wednesday trading after the United States and Iran announced a temporary ceasefire agreement and the reopening of the Strait of Hormuz. Brent crude futures for June delivery fell 14.55%, or \$15.9, to \$93.37 a barrel as of 03:15 Makkah time. US West Texas Intermediate (WTI) crude futures for May delivery dropped 14.65%, or \$16.55, to \$96.4 a barrel. **(Argaam)**

OPEC gets updated offset plans from 4 countries to curb overproduction

The Secretariat of the Organization of the Petroleum Exporting Countries (OPEC) received today, April 7, updated plans from Iraq, the UAE, Kazakhstan, and Oman to compensate for oil volumes produced above their allocated quotas. The move is part of adherence to production-cut agreements aimed at maintaining global market stability. **(Argaam)**

Daily Market Report

TASI & NOMU- Key Statistics

		06-Apr		07-Apr		Δ%	
TASI	SAR			DoD	MTD*	YTD*	
Market Cap	bn	2334	2298	-1.6%	-3.7%	3.1%	
Value	mn	4473	5706	27.6%	5.9%	12.2%	
Volume	mn	253	283	11.8%	0.2%	15.2%	
NOMU							
Market Cap	mn	7271	7190	-1.1%	-1.2%	-5.2%	
Value	mn	22.8	29.2	27.9%	13.3%	52.3%	
Volume	mn	2.5	2.2	-12.0%	-0.8%	4.4%	

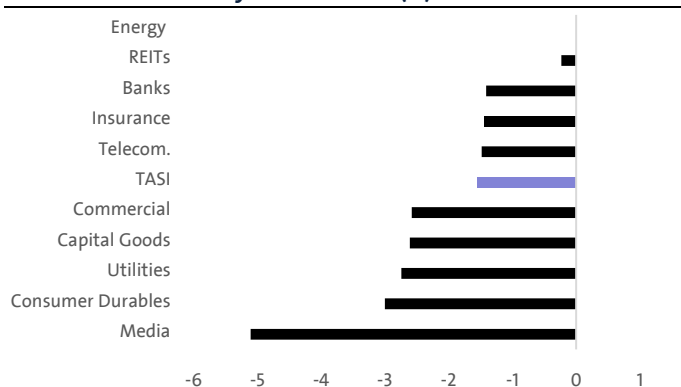
*Average for the period, Source: Argaam

TASI-Top Gainers	Last Price	Change	
	SAR/sh	SAR	%
CGS	7.3	0.42	6%
TECO	15.2	0.42	3%
KINGDOM	9.88	0.24	2%

TASI-Top Losers	Last Price	Change	
	SAR/sh	SAR	%
SPIMACO	29	-2.4	-8%
SARCO	44.68	-3.22	-7%
TADCO	6.5	-0.46	-7%

Source: Tadawul

TASI- Sector-Wise Daily Performance (%)



Source: Bloomberg

TASI Market Calendar

Date	Stock/Data release	Event
08-April	RIYAD REIT	Eligibility of Cash Dividend
09-April	A.OTHAIM MARKET	Cash dividends
09-April	ALMAWARID	Eligibility of Cash Dividend
10-April	ZOUJAJ	Eligibility of Cash Dividend
13-April	Yamama cement	Eligibility of Cash Dividend

Source: Argaam, GSTAT

NOMU-Top Gainers	Last Price	Change	
	SAR/sh	SAR	%
MARBLE DESIGN	6.5	0.6	10%
NASEEJ TECH	40	3.54	10%
ITMAM	13.3	1.1	9%

NOMU-Top Losers	Last Price	Change	
	SAR/sh	SAR	%
PAN GULF	18.73	-2.07	-10%
MULKIA	39.2	-4.18	-10%
KNOWLEDGE TOWER	8.02	-0.83	-9%

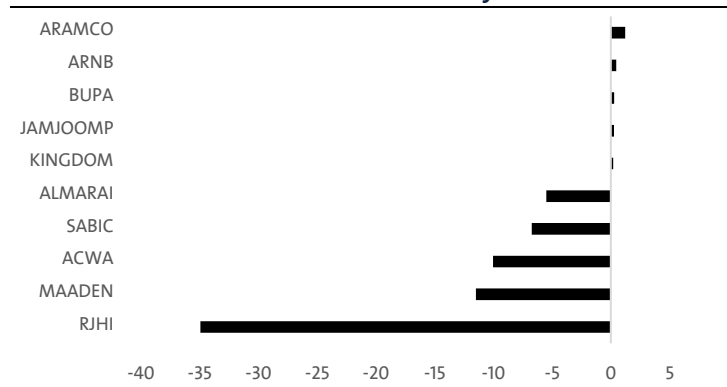
Source: Tadawul

TASI -Most Traded by Volume	Last Price	Change		Volumes
	SAR/sh	SAR	%	mn
AMERICANA	1.85	-0.01	-1%	24.9
SAUDI ARAMCO	27.52	0.02	0%	22.5
SIECO	2.19	0	0%	14.5

TASI -Most Traded by Value	Last Price	Change		Value
	SAR/sh	SAR	%	SARmn
SAUDI ARAMCO	27.52	0.02	0%	622
ALRAJHI	104.8	-2.2	-2%	417
MAADEN	65	-1.7	-3%	179

Source: Tadawul

TASI: Point Contribution to TASI movement by Stocks



Source: Bloomberg

Global Market Calendar

Date	Country	Event	Period	Forecast	Previous
08-Apr	U.S.	Crude oil inventory	Mar	1.800M	6.926M
09-Apr	U.S.	30-Year Bond Auction			4.750%
10-Apr	U.S.	Core Consumer Price Index (CPI)	Mar	0.2%	0.3%
10-Apr	C.Y.	Consumer Price Index (CPI) YoY	Mar	0.9%	0.2%
13-Apr	U.S.	Existing Home Sales	Mar	3.89M	4.02M

Source: Bloomberg, Investing.Com

Daily Market Report

Contact Us:**Alinma Capital Company****Research Department (Sell-Side)**Head Office: Floor 20, King Fahd Rd, Al Anoud Tower 2, Riyadh
55560

Saudi Arabia

Phone: 011-2185555 =86309

E-mail: research@alinmacapital.com**Disclaimer**

The published reports are for general information purposes to present a view on the company/economic sector/economic subject under research, and should not be considered a recommendation to buy/sell/hold for any security or any other assets. This report does not take into consideration the specific financial position of every investor and/or his/her risk appetite in relation to investing in the security or any other assets, and hence, may not be suitable for all clients depending on their financial position and their ability and willingness to undertake risks. It is advised that every potential investor seek professional advice from several sources concerning investment decision and should study the impact of such decisions on his/her financial/legal/tax position and other concerns before getting into such investments or liquidate them partially or fully. The market of securities, macroeconomic or microeconomic variables are of a volatile nature and could witness sudden changes, therefore, the investor in securities or other assets might face some unexpected risks and fluctuations. All the information, views and expectations and fair values or target prices contained in this report have been compiled or arrived at by Alinma Capital company from sources believed to be reliable, but Alinma Capital company has not independently verified the contents obtained from these sources and such information may be condensed or incomplete. Accordingly, no representation or warranty, express or implied, is made as to, and no reliance should be placed on the fairness, accuracy, completeness or correctness of the information and opinions contained in this report. Alinma Capital company shall not be liable for any loss as that may arise from the use of this report or its contents or otherwise arising in connection therewith. The past performance of any investment is not an indicator of future performance. Any financial projections, fair value estimates or price targets and statements regarding future prospects contained in this document may not be realized. The value of the security or any other assets or the return from them might increase or decrease. Any change in currency rates may have a positive or negative impact on the value/return on the securities mentioned in the report. The investor might get an amount less than the amount invested in some cases. Some securities maybe, by nature, of low volume/trades or may become like that unexpectedly in special circumstances and this might increase the risk on the investor. Some fees might be levied on some investments in securities. This report has been written by professional employees in Alinma Capital company, and they might be holding positions directly in any securities and mutual funds contained in this report during the time of publication of this report, This report has been produced independently and separately by the Research Division at Alinma Capital company and no party (in-house or outside) who might have interest whether direct or indirect have seen the contents of this report before its publishing, except for those whom corporate positions allow them to do so, and/or third-party persons/institutions who signed a non-disclosure agreement with Alinma Capital company. Funds managed by Alinma Capital company and its subsidiaries for third parties may own the securities that are the subject of this document. Funds managed by Alinma Capital company and its subsidiaries for third parties may own the securities that are the subject of this document or its subsidiaries may own securities in one or more of the aforementioned companies, and/or indirectly through funds managed by third parties. The Investment

Daily Market Report

Banking division of Funds managed by Alinma Capital company and its subsidiaries for third parties may own the securities that are the subject of this document maybe in the process of soliciting or executing fee earning mandates for companies that is either the subject of this document or is mentioned in this document. One or more of Funds managed by Alinma Capital company and its subsidiaries for third parties may own the securities that are the subject of this document board members or executive managers could be also a board member or member of the executive management at the company or companies mentioned in this report, or their associated companies. No part of this report may be reproduced whether inside or outside the Kingdom of Saudi Arabia without the written permission by Alinma Capital company and its subsidiaries for third parties may own the securities that are the subject of this document.

Alinma Capital, a Saudi closed joint stock company under CR No. 1010269764 and the Capital Market Authority License No.37-09134.